

SUMMER VACATIONS HOLIDAY HOMEWORKSESSION 2023-2024
CLASS – 6 All SUBJECTS


ENGLISH

Dear Students

❖ Most of us use a set of commonly repeated words in our daily conversation but a well-read person impresses all by using a variety of words. Let's make a **Synonyms Pictionary** of the commonly repeated words to enrich and enhance vocabulary . On A 4 size sheets, write down 3 interesting synonyms of the following words and illustrate the words through drawings or by pasting pictures .Also make an interesting sentence using anyone of the synonyms listed by you.

happy	important	think	necessary	useful
kind	always	deny	confusion	observe
tell	ask	motivate	exact	close
opposite	beautiful	mysterious	comfortable	dirty

E.g. **Happy**: jovial , gleeful, delighted.



The jovial children were delighted to hear about the picnic.

❖ **Supplementary Reader – ‘Tiger Boy’**

Enjoy reading the first 5 chapters of the supplementary book- ‘Tiger Boy’. Based on the reading, depict your favourite incident from these chapters by drawing it on a A4 size sheet. Remember to colour it too!

❖ Vacation is the best time to learn a new skill. This vacation add a feather to your cap by learning something about the state of Mizoram. Try learning Mizo dance/ song/ cuisine / art/craft/ sport etc. The list is endless. Once you have learnt a unique Mizo skill, **prepare a short 1–2-minute video** of yourself while performing the newly learnt skill. Post the video on the English Google Classroom . Also, on an A 4 size sheet jot down the following details

Name of the Activity/Skill

1. Days spent in learning
2. Reason for learning the particular activity/ skill
3. Explain how the new skill was learnt
4. Your feelings about the skill you tried to learn

NOTE: All the written parts are to be done on A4 size sheets. These sheets along with a presentable cover page must be filed together neatly .

Remember to revise the syllabus covered so far in the class!

हिंदी ग्रीष्मावकाश कार्य

अपनी रचनात्मकता और कलाकारी दिखाते हुए निम्नलिखित कार्य कीजिए -

1. Album (अलबम) बनाएँ,

विषय – विभिन्न पक्षियों के घोंसलों से संबंधित

बच्चो, हमने पाठ – नादान दोस्त में चिड़िया के घोंसले के बारे में जाना था। इसी प्रकार आपको अलग-अलग प्रकार के पक्षी, उनके घोंसलों के चित्र व उनके रहन-सहन की जानकारी लिखते हुए एक सुंदर अलबम बनाना है । (कम से कम चार पक्षी) । अलबम को आप अपनी कल्पना अनुसार आकर्षक बना सकते हैं।

- 2 . Brochure (विवरण पुस्तिका)

मिजोरम/त्रिपुरा की पारंपरिक पोशाक

आपको कागज का इस्तेमाल करके मिजोरम/त्रिपुरा की पारंपरिक पोशाक बनानी है। इसके लिए आप कागज,सितारे,शीशे व अन्य सजावटी सामान का प्रयोग कर सकते हैं। (कम से कम चार)। Brochure (विवरण पुस्तिका) को आप अपनी कल्पना अनुसार आकर्षक बना सकते हैं।

Roll No. 1-8 – मिजोरम की पारंपरिक पोशाक

Roll No. 9-18 – त्रिपुरा की की पारंपरिक पोशाक

Roll No. 19-24 – मिजोरम की पारंपरिक पोशाक

Roll No. 25-32 – त्रिपुरा की की पारंपरिक पोशाक

Roll No. 33-41 – मिजोरम की पारंपरिक पोशाक

3. पाठन कार्य

छुट्टियों में अधिक से अधिक कहानियाँ व किताबें पढ़ें तथा घर के बड़ों से भी रामायण, महाभारत, पंचतंत्र जातक कथाएँ आदि की कहानियाँ सुनें। अपनी पूरक पुस्तिका रामायण भी पढ़ें, इसमें से viva होगा।

Science

Activity 1 - Eat millet Rise high

Make a board game just like Snakes and Ladders with 10x10 grid boxes.

*The box at the base of a ladder will represent a Millet (Bajra, Ragi, Jowar, etc.)

* The mouth of the snake will represent junk food or faulty food habits.

*Play with your friends and enjoy!

Refer to pg-25 of your science textbook



Activity 2 - Flavours of Tripura and Mizoram (to be done in the activity file)

Paste a picture of a food item as given against your roll no. In the tabular form mention the ingredients, source, and nutrients present in them.

Roll no. 1 to 10 - Healthy snack of Tripura

Roll no. 11 -20 - Desert of Tripura

Roll no. 21 -30 - Healthy snack of Mizoram

Roll no. 31 - 40 - Desert of Mizoram



Activity 3 -You come across different materials in and around your home. Classify and sort two materials each in a cardboard box (shoe box) on the basis of properties given below

- Transparency
- Lustre
- Shape
- Solubility
- Hardness.



MATHEMATICS

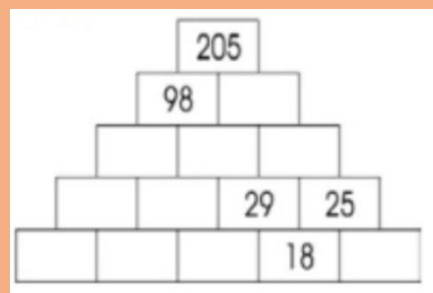
TASK 1	TASK 2	TASK 3
PRIME SAMURAI Prime numbers play an important role in Mathematics, since they can't divide further. They are like the ATOMS of	Let's be creative and fill our thoughts with different shapes and clours POLYGON CAPTURE Draw and cut	NUMBER PYRAMID Last night, I was thinking about a large number pyramid. Unfortunately, I spilled my coffee and I lost many of my numbers- only 5 remained legible. I was thinking about it for some time

numbers. ERATOSTHENE a Greek mathematician, found an easy way to calculate all the prime numbers less than 100. Explore and use it to find the prime numbers less than 100. You will need a grid of numbers from 1 to 100. You may use an old snake and ladder board.

various polygon in different sizes and colours to make your own MIZO Dolls.



and I think it is possible to reconstruct the whole pyramid using only those 5 numbers. Fill the bricks of pyramid with numbers such that, the top brick would be the sum of the 2 bricks under it.



TASK 4

PROJECT BASED ON NORTH-EAST STATES

Population of different states of North- East region of India is given.

State	Male	Female	Total
Arunachal Pradesh	7,13,912	6,69,815	13,83,727
Assam	1,59,39,443	1,52,66,133	3,12,05,576
Manipur	14,38,586	14,17,208	28,55,794
Meghalaya	14,91,832	14,75,057	29,66,889
Mizoram	5,55,339	5,41,867	10,97,206
Nagaland	10,24,649	9,53,853	19,78,502
Sikkim	3,23,070	2,87,507	6,10,577
Tripura	18,74,376	17,99,541	36,73,917
NER	2,33,61,207	2,24,10,981	4,57,72,188
All India	62,32,70,258	58,75,84,719	1,21,08,54,977

Based on given table, answer the following questions:

- a) Arrange the following states in increasing order of Female population.
- b) Find the state that has highest population (Colour that block with green).
- c) Find the state that has lowest population (Colour that block with blue).
- d) Write the expanded form of population of **Tripura and Mizoram**.
- e) Write the number name of population of Male and Female of **Tripura and Mizoram**.

TASK - 5

Write the counting from 1 to 10 in language of MIZORAM.

English: One
Mizo tawng: Pakhat

English: Two
Mizo tawng: Pahnih

English: Three
Mizo tawng: Pathum

English: Four
Mizo tawng: Pali

English: Five
Mizo tawng: Panga

English: Six
Mizo tawng: Paruk

English: Seven
Mizo tawng: Pasarih

English: Eight
Mizo tawng: Pariat

English: Nine
Mizo tawng: Pakua

English: Ten
Mizo tawng: Sawm

Social Science Art integrated project work

Topic: Mizoram & Tripura

Activity 1

Human Diversity

Make a project on Mizoram and Tripura

Instruction:-

- 1) Locate them on a political map of India.
- 2) Write 2/3 sentences and paste pictures about each of the following
 - * the traditional dress for men and women
 - * Most popular food
 - * Main economic activity
 - * religious composition and culture/ festival
 - * places of interest

Activity 2

For Roll no. 1 - 20

Thihna is the most valuable, biggest, and most expensive necklace of Mizoram . It's a tube shape single –strand amber bead necklace. These necklaces can normally range from 70 –85 cm long and the beads are sometimes 5-7 cm long and over 2.5 cm in diameter.

For making Thihna necklace you would be needing following articles:-

1. Red coloured paper or clay, tube shaped
2. Beading cord, nylon String or strong thread
3. Some colourful beads
4. Fevicol

Place the necklace in a decorated empty sweet box.

For Roll no. 21-40

Alpana or alpona is a folk art style of Tripura. Make a pair of laminated tea coasters using this art. Size 4 x4 inches.

ART AND CRAFT

1.Landscape with pencil colours(Any scene)

2. Figure drawing 3

3.Still life with any medium of colours

Integrated Activity -

Make a collage on the Art and Craft of Tripura and Mizoram

COMPUTER

COMPUTERS: A PowerPoint presentation containing at least 15-20 slides with Animation on the given topic.

- 1) Interesting facts about Tripura (Roll No. 1 to 10) (Roll No. 21 to 30)
- 2) Interesting facts about Mizoram (Roll No. 11 to 20) (Roll No. 31 to 40)

Get the presentation on a CD/DVD (Properly labelled).

(G) Punjabi-

ਪੰਜਾਬੀ : ਜਮਾਤ ਫੋਵੀ , ਛੁੱਟੀਆਂ ਦਾ ਕੰਮ

ਸ਼	ਰ	ਮ	ਨਾ	ਕ	ਥ	ਰ	ਨ	ਟ	ਮਾ	ਗ	ਰ
ਧ	ਹ	ਫ	ਟ	ਨ	ਥ	ਦ	ਧ	ਦ	ਧ	ਨ	ਜ਼
ਸ	ਰ	ਸ	ਰ	ਜ਼	ਗ	ਗ	ਦ	ਰ	ਪ	ਮ	ਹ
ਹ	ਲ	ਤ	ਥ	ਸ	ਰ	ਗ	ਮ	ਫ	ਜ਼	ਪ	ਦ
ਅ	ਸ਼	ਥ	ਦ	ਰਾ	ਗ	ਜ	ਮਾ	ਦ	ਧ	ਨ	ਰ
ਖ	ਗ	ਨ	ਗ	ਰ	ਥ	ਰਾ	ਜ	ਮਾ	ਸ਼ਾ	ਦ	ਦ
ਰ	ਗ	ਨ	ਗ	ਜ	ਮਾ	ਗ	ਮ	ਕ	ਅ	ਨਾ	ਨਾ
ਨ	ਨ	ਸ਼	ਲ	ਤ	ਥ	ਦ	ਧ	ਨ	ਜ਼	ਗ	ਕ
ਤ	ਥ	ਸ਼ਾ	ਗ	ਸ਼	ਲ	ਗ	ਮ	ਕ	ਦ	ਰ	ਪ
ੜ	ਲ	ਏ	ੜ	ਮ	ਹ	ਜ਼	ਫ	ਜ਼	ਪ	ਥ	ਜ਼
ਸ	ਸ਼ਾ	ਗ	ਅ	ਨਾ	ਰ	ਸ਼	ਠ	ਸ਼ਾ	ਥ	ਦ	ਦ
ਮਾ	ਤ	ਖ	ਜ	ਭ	ਸ	ਮ	ਰ	ਸ਼	ਰ	ਸ਼	ਰ
ਗ	ਨਾ	ਰ	ਸ਼	ਸ਼	ਖ	ਗ	ਜ਼	ਫ	ਲ	ਰ	ਪ
ਮ	ਲ	ਨਾ	ਪਾ	ਠ	ਸ਼ਾ	ਲਾ	ਸ	ਖ	ਜ	ਭ	ਣ

ਉੱਪਰ ਦਿੱਤੇ CROSSWORD PUZZLE ਵੱਲੋਂ ਮੁਕਤਾ ਅੱਖਰ
ਅਤੇ ਕੰਨਾਂ ਮਾਤਰਾ ਦੇ ਦਿੱਤੇ ਗਏ ਸ਼ਬਦ ਲਭੋ, ਅਤੇ ਉਹਨਾਂ ਨੂੰ
circle ਕਰੋ |

ਪਾਠਸ਼ਾਲਾ

ਅਨਾਰ

ਗਗਨ

ਸ਼ਰਮਨਾਕ

' ਤ ' ਵਰਗ

ਦਰਪਣ

ਸਮਾਗਮ

ਰਾਜਮਾ

ਨਵੀਨ ਵਰਗ

ਸਰਗਮ

ਦਰਦਨਾਕ

ਸ਼ਲਗਮ

HAPPY HOLIDAYS

- * Write, draw and colour two pictures of every letter of Punjabi Varanmala in Punjabi Project file.
- * Students to make brochure of 5 tourist places famous in Mizoram and Tripura. Paste total 10 pictures .
- * Prepare a poem for Punjabi recitation activity


French class 6th (Devoir de vacances pendant l'été)

Q1. Learn French while Singing "Bonjour" la chanson française avec les salutations

Refer vidéo <https://www.youtube.com/watch?v=9BgyvEXTZbk>

Lyrics of Bonjour:

Bonjour!
Comment ça va?
Salut!
Ça va.
Et toi, ça va?
Ça va bien,
Ça va mal,
Comme ci comme ça.
Comment tu t'appelles?
Je m'appelle Nicolas.
Comment tu t'appelles?
Je m'appelle Marie.
Dis-moi,
Quel âge as-tu?
J'ai dix-huit ans.
Moi, j'ai vingt ans.
Bonsoir,
Où est-ce que tu habites?
J'habite à Lyon.
Moi, à Dijon.
Comment tu t'appelles?
Je m'appelle Nicolas.
Comment tu t'appelles?
Je m'appelle Marie.
Au revoir,
À la prochaine.
Salut,
À bientôt.
Au revoir,
À la prochaine.
Salut,
Et à bientôt!



Q2. Students to make brochure of five tourist places famous in Mizoram and Tripura. Paste total 10 pictures, label them, and describe in one line each why they are famous.

Q3. Make an identity card in your scarp file and paste your picture.

Ma carte d'identité

Ma photo

nom

prénom

âge

lieu de naissance

nationalité

ville

adresse

profession

classe

Q4. Make pictures of any 5 things related to culture of France. For example, France is famous for cheese, fashion, perfumes, cars, Festival, National Symbols etc to be done in scrapbook.



संस्कृत

1.रंगीन ए-4 शीट पर 5 पशुओं और दूसरी ए-4 शीट पर 5 पक्षियों के चित्र बनाकर या चिपकाकर उनके नाम संस्कृत में लिखें¹ और हिंदी में लिखकर एक अलबम बनाएं।

2.चार्ट पेपर पर दिया गया श्लोक लिखकर

उससे संबंधित चित्र लगाएं

श्लोक याद भी करें

श्लोक

कर्पूर गौरम् करुणावतारम्

संसार सारम् भुजगेन्द्र हारम्

सदा वसन्तम् हृदयार्विन्दे

3 छात्रों को मिजोरम और त्रिपुरा के 5 पर्यटन स्थलों के चित्र चिपका कर उनके नाम लिख लिखकर एक विवरण पुस्तिका बनानी है इन स्थलों के बारे में एक पंक्ति भी लिखनी है ।

Note- Revise all the work done in the class for all the subjects.

Enjoy your holidays!
Have fun!