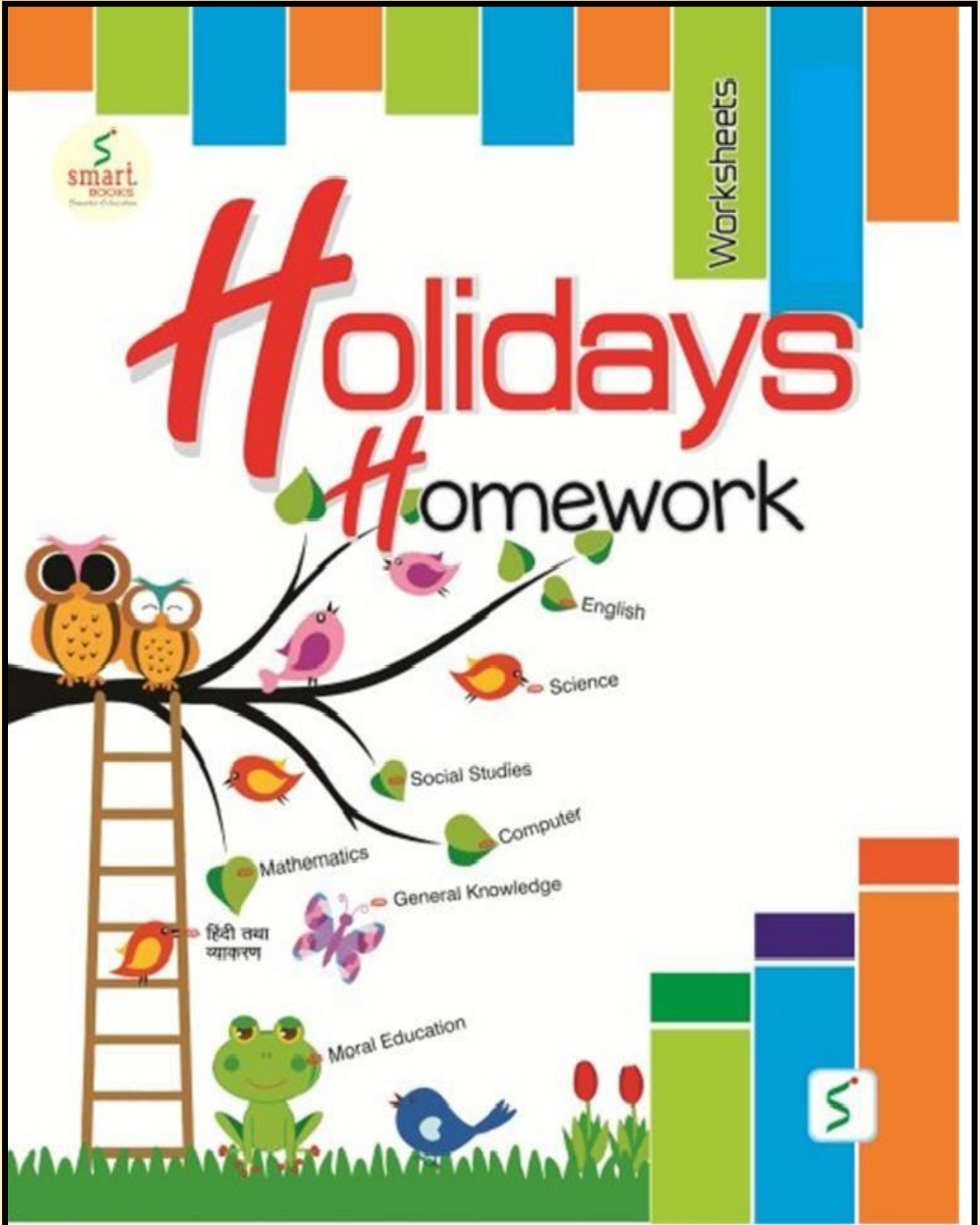




# HOLIDAY HOMEWORK

SESSION 2024-25

CLASS – IV



Dear Parents,

Warm greetings,

First and foremost, we wish to express our gratitude for your ongoing support. Our students have really worked hard throughout the last session and they are looking forward to the pleasures which a summer break brings.

We wanted to take a moment to touch base with you regarding some important aspects to consider during this time. It is crucial to ensure that students have a balance of relaxation and engagement throughout the break. Our students will spend around one and a half month with you and we want you to encourage activities that stimulate their mind, body and creativity. Holiday Homework has been designed keeping in view the same spirit and also on the basis of CBSE guidelines.

We would like your co-operation in the following areas:

**Outdoor Activities:**

- Please take them to Kissan Mandi or Green vendors for purchase of vegetables and fruits and explain them how to look for fresh and ripe product.
- Try to go out for a walk at least 2-3 times a week.
- Hiking, biking, swimming or even gardening will be useful for them to connect to the nature.

**Family Time:**

- Please spend some time looking at old photographs /videos and enjoy the nostalgic trip down the memory lane.
- A short weekend getaway, having a movie night, sharing stories about your childhood, your school, your family trips, your first jobs, etc. over a picnic in the city park, balcony or terrace would be a great way to connect with your child.
- Cherish these moments of togetherness.



**Reading:**

- Encourage them to read newspapers/books.
- If possible, get membership of local library.
- It helps to improve their reading competency.

**Limit Screen Time:**

- Engage them in different activities at home, e.g. Allow them to help you in cooking.
- Encourage them to spend some time with grandparents /elderly neighbours.
- Please teach them a few basic domestic chores like washing their own utensils, folding their clothes, washing their clothes, making their bed, maintaining the kitchen garden/garden.

**Encourage Journaling:**

- The practice of keeping a diary or journal can help them to process emotions and experiences, reduce stress and anxiety.
- It will also come handy when they prepare their portfolio, as required by CBSE.

Let us use this summer break to nurture our children with real knowledge which demands our time and love.

We look forward to welcoming everyone back in the month of July, rested, rejuvenated, and ready for another year of learning and growth.

Hope you will have a great time together!

Warm regards

Bhavan Vidyalaya

New Chandigarh



*Hello  
Summer*

**BHAVAN VIDYALAYA, NEW CHANDIGARH**

## **VACATION ADVENTURES!**

**Happy Holidays!**


**While beating the heat and exploring new places, let's also embark on some exciting learning adventures together.**

**Inside this booklet, you'll find fun activities to keep your brain buzzing while you relax and recharge.**

**Let's make this vacation both memorable and meaningful!**

**Have a fantastic time, and let the adventures begin!**





# **BHAVAN VIDYALAYA, NEW CHANDIGARH**

## **HOLIDAY BINGO!**

**Cross off all the funtivities you did during your vacations!**

**Learn  
Sudoku**

**Start a  
book series**

**Watch a  
movie with  
your friends**

**Make a  
gratitude  
journal**


**Learn a  
new skill !**

**See 15  
sunrises.  
Document the  
sunrises with  
photos, and  
make a collage**

**Maintain a  
streak on  
the NY  
Times  
WORDLE**

**Read the  
newspaper  
daily**

**Learn  
Gardening!**



# INSTRUCTION SHEET

**#01**

The work should be legible.

**#02**

Emphasize on the quality of content, accuracy of information and organization of ideas.

**#03**

Use your creativity in the organization of ideas.

**#04**

Plagiarism is strictly prohibited.

**#05**

## **General Instructions:**

- Write your assignments neatly and legibly.
- Include proper headings for each task.
- Add your name, class, and roll number to the top of each page.
- Worksheets to be done in the booklet itself.
- Compile all the activities in separate folders for each subject.
- Design a creative cover page for each subject mentioning your name, class and subject on it.
- Do not use any plastic covers or folders. Staple the sheets together along with the cover page or tie them with a ribbon and submit to the respective subject teachers.
- You can also create subject folders using newspaper, used chart paper, etc.

## ➤ ENGLISH

Dear Students,

We have read the story 'The House with the Golden Windows.' In the story, Stevie really likes a house with golden windows and wishes he could live there. But when he finally visits the house, he finds out that it's not made of gold. The golden color comes from the sunlight shining on its windows. This teaches us that things aren't always what they seem from far away. We also learned a poem called '**Topsy-Turvy Land.**' In this poem, everything is the opposite of how it is in our normal world.

Q1- Write a letter to your grandmother describing the unique festival celebrated by your new classmate from Andhra Pradesh, and how it mesmerized you.

Q2-Write any 5 things that happen (very differently than usual) in Topsy Turvy Land, but are actually better than what happens in our world.

Q3-Listen to the story book from the link attached below:

### Abdul's Story

a. <https://youtu.be/W3PUTWCqPBo?si=szvuk-fBxSC7nSTg>

b. Write the list of the new words that you came across while listening to the story.

Also, write the meanings of the same.

c. Design a superhero on an A4 sheet and list their 4-5 qualities in a paragraph.

Q4- Attempt the Word Search on Topsy Turvy Land and the worksheet on articles.

## Topsy Turvy Word Search

### Topsy Turvy Land

L	C	S	L	D	J	B	D	W	H	N	I	O	O	E	H
V	E	A	K	T	A	N	M	V	O	A	M	S	P	E	U
T	N	O	T	A	A	E	C	A	Y	C	A	T	P	Z	E
D	O	R	P	M	N	I	R	E	L	U	G	R	I	N	S
N	V	P	M	A	T	G	K	B	D	O	I	I	H	A	J
A	C	O	S	N	R	R	A	U	R	T	N	C	L	P	K
S	C	H	A	Y	U	D	C	R	H	E	E	H	A	M	M
N	E	G	G	T	G	O	D	B	O	J	G	M	F	I	O
N	I	S	H	E	P	H	E	R	D	O	A	N	R	H	D
G	R	E	H	T	I	L	S	P	E	Z	A	O	I	C	E
G	I	R	A	F	F	E	B	R	I	L	O	R	D	G	E
O	L	G	R	A	N	T	T	N	A	S	G	O	B	K	R
E	A	G	L	E	R	U	G	I	T	E	N	G	A	E	F
E	T	A	E	R	C	R	U	E	G	N	P	N	U	G	Z
E	S	R	O	H	T	V	R	X	A	E	S	P	U	N	L
N	O	I	L	E	V	Y	F	R	A	T	R	B	A	F	S

AMAZING	APPEAR	BUG
CAT	CHIMPANZEE	COMMAND
COW	CREATE	CUD
DOG	DONNA	EAGLE
FREEDOM	GIGANTIC	GINGERBREAD
GIRAFFE	GRANT	HEN
HIPPO	HORSE	HUES
IMAGINE	KANGAROO	LAMB
LAND	LEOPARD	LION
OSTRICH	RAT	ROOSTER
SAND	SHEPHERD	SLITHER
SNAKE	SNUGGLE	TIGER
TOPSY	TOUCAN	TURKEY
TURVY	ZEBRA	

Circle the correct article (a / an / the) in each sentence:

1. John wanted to read **a / an** comic book.
2. The class went on **a / an** field trip.
3. He likes to read **an / the** short stories.
4. Lisa put **a / an** orange on her yogurt.
5. My mom likes making **an / the** cake from scratch.
6. The dog caught **a / an** stick.
7. I saw **a / an** otter at the zoo.
8. I quickly ate **the / an** cookies.
9. **A / an** oval is shaped like **a / an** egg.



Write the correct article (a / an / the) before each noun:

\_\_\_\_\_ igloo

\_\_\_\_\_ bench

\_\_\_\_\_ banana

\_\_\_\_\_ kitten

\_\_\_\_\_ tree

\_\_\_\_\_ soccer ball

\_\_\_\_\_ inch

\_\_\_\_\_ owl

## ➤ हिंदी

आंध्र प्रदेश के पारंपरिक खान-पान के चित्रों का कोलाज A4 शीट पर बनाते हुए संक्षिप्त जानकारी लिखिए।



## अभ्यास पत्रिका

1. दिए गए शब्दों से एकवचन व बहुवचन छाँटिए-

गुलाब, चाबी, गन्ना, पौधा, कौआ,  
टाँग, अँगूठी, धालियाँ, रुपए, पंखे, पुस्तक, हाथी,  
टोपी, बिटिया, गाय, चुहिया, भैंसे, बातें, कथाएँ,  
खिलौना, बैल, कोयल, जग, मेज़, कुर्सी,  
संतरा, घड़ी, नेता, घोड़ा, कंप्यूटर

एकवचन	बहुवचन

## 2. 'ड, ड़ तथा ढ, ढ़ का प्रयोग

नीचे लिखे अपूर्ण वाक्यों को 'ड, ड़ तथा ढ, ढ़ से बने शब्दों का उचित प्रयोग करते हुए पूरा कीजिए-  
(मकड़ी, कढ़ाई, पेड़, लड़ाई, पढ़ता, गुड़िया, परेड, सीढ़ी)

१. मैं तीसरी कक्षा में \_\_\_\_\_ हूँ।

२. राम और रोहन की आज \_\_\_\_\_ हो गई।

३. राधा ने \_\_\_\_\_ में सब्जी बनाई।

४. दीवार पर \_\_\_\_\_ चल रही है।

५. बगीचे में बहुत बड़ा \_\_\_\_\_ है।

६. लड़की \_\_\_\_\_ से खेल रही है।

७. मैंने 26 जनवरी की \_\_\_\_\_ देखी।

८. छत पर \_\_\_\_\_ से जाना पड़ता है।

चित्रों व वर्णों की सहायता से वर्ग-पहेली पूरी कीजिए। (के पे मे ठे)

## अपठित गद्यांश

नीचे दिए गए प्रश्नों के उत्तर गद्यांश के आधार पर दो-

एक बार जंगल का राजा शेर घूमते-घूमते मन्नू बंदर के साइबर कैफ़े में पहुँच गया। शेर को कैफ़े में आया देखकर मन्नू बहुत खुश हुआ। उसने आगे बढ़कर शेर का स्वागत किया। उसे अपने कैफ़े में कंप्यूटर के आगे बिठाया। उसने शेर को कंप्यूटर चलाना सिखाया। शेर ने न केवल सुंदरवन के शेरों से चैटिंग की, बल्कि देश-विदेश में कई मित्र भी बना लिए। 'डिस्कवरी चैनल' और 'कार्टून नेटवर्क' की वेबसाइट देखकर उसे बहुत मज़ा आया।

शेर ने लगभग तीन घंटे उस कैफ़े में बिताए। जंगल का राजा होने के कारण मन्नू की उससे पैसे माँगने की हिम्मत नहीं हुई। उसने शेर को ऐसे ही जाने दिया। धीरे-धीरे शेर को इंटरनेट का चस्का लग गया। वह अब रोज वहाँ घंटों बैठा रहता, जिससे मन्नू को घाटा होने लगा।

(क) शेर घूमते-घूमते कहाँ पहुँचा?

(i) जंगल कैफ़े  (ii) रेस्टोरेंट

(iii) साइबर कैफ़े  (iv) गुफ़ा

(ख) मन्नू ने शेर को क्या सिखाया?

(i) आई पॉड चलाना  (ii) कंप्यूटर चलाना

(iii) लैपटॉप चलाना  (iv) मोबाइल चलाना

(ग) शेर ने किस वन के शेरों से चैटिंग की?

(i) नंदनवन  (ii) चंपकवन

(iii) सुंदरवन  (iv) गुंजनवन

(घ) शेर को कंप्यूटर चलाना किसने सिखाया?

(i) शेरों ने  (ii) राजा ने

(iii) मन्नू बंदर ने  (iv) मित्रों ने

(ङ) शेर ने कितना समय उस कैफ़े में बिताया?

(i) दो घंटे  (ii) तीन घंटे

(iii) चार घंटे  (iv) पाँच घंटे

## ➤ ਪੰਜਾਬੀ (PUNJABI)

1.	ਆਂਧਰਾ ਪ੍ਰਦੇਸ਼ ਅਤੇ ਪੰਜਾਬ ਦੇ ਪਹਿਰਾਵੇ ਨੂੰ ਦਰਸਾਉਂਦੇ ਹੋਏ ਚਿੱਤਰ ਸਕਰੈਪ ਫਾਈਲ ਵਿੱਚ ਲਗਾਓ ਅਤੇ ਉਹਨਾਂ ਬਾਰੇ ਲਿਖੋ ।
2.	ਕਿਸੇ ਪਹਾੜੀ ਸਥਾਨ ਦਾ ਚਿੱਤਰ ਬਣਾ ਕੇ ਉਸ ਬਾਰੇ ਪੰਜ ਵਾਕ ਲਿਖੋ।
3.	ਕੋਈ ਪੰਜ ਸੁਲੇਖ (Calligraphy) ਲਿਖੋ ।

## ➤ MATHEMATICS

### Activity 1

(To be done in Maths notebook)

Collect pincode numbers of 5 different cities of Punjab and Andhra Pradesh

- Write in the pincode numbers in words.
- Write them in expanded form
- Write them in ascending order and descending order.
- Round off them to the nearest 10's , 100's and 1000's
- Arrange the numbers in the place value table.

### Activity-2

(to be done in scrap file)

Using original leaves make the following project and write Prime and composite numbers from 1-50 on fish....



### Activity-3

a) English- Maths Integrated Homework

Compose a 4 - 6 lines poem using MATHS (numbers, operations, topics etc.)

b) MAKE A MATH CROSSWORD PUZZLE in scrap file (Hint you can use the four operations-Addition, subtraction, multiplication and division)

Refer the sample given below and solve it.

### Word Based Mixed Operations Puzzle

	1			2		3
4			5			6
		7			8	
	9			10		11
12			13			14
		15		16		
	17			18		19
20			21			22

Complete all the operations described to solve all the squares in the puzzle.

**Across**

1. Subtract 21 from 79
2. Subtract 23 from 51
4. Multiply 8 by 3
5. Subtract 16 from 53
6. Subtract 54 from 150
7. Divide 344 by 8
8. Subtract 15 from 70
9. Multiply 5 by 3
10. Subtract 13 from 49
12. Divide 644 by 14
13. Multiply 11 by 2
14. Add 39 and 28
15. Divide 300 by 4
16. Subtract 10 from 45
17. Multiply 43 by 2
18. Add 1 and 47
20. Divide 440 by 10
21. Add 25 and 4
22. Add 22 and 17

**Down**

1. Divide 702 by 13
2. Add 21 and 6
3. Subtract 19 from 45
4. Multiply 7 by 3
5. Divide 132 by 4
6. Divide 380 by 4
7. Subtract 40 from 85
8. Multiply 14 by 4
9. Subtract 14 from 30
10. Multiply 8 by 4
11. Add 19 and 38
12. Add 46 and 1
13. Subtract 17 from 42
14. Divide 195 by 3
15. Add 57 and 19
16. Subtract 19 from 57
17. Multiply 12 by 7
18. Divide 245 by 5
19. Add 5 and 14

**Solve the given word problems in your Maths notebook:**

- i. A farmer has to sow 500 seeds in 20 rows. How many seeds should be sown in each row?
- ii. Vanessa has a ribbon that is 3720 inches long. She wants to divide it into 4 equal parts. What will be the length of each part?
- iii. James wanted to give each of his eight friends an equal amount of candy. At the store he bought seventy-five pieces total to give to them. How many more pieces should he have bought so he didn't have any extra?
- iv. Erika is making bead necklaces. She wants to use twenty one beads to make four necklaces. If she wants each necklace to have the same number of beads, how many beads will she have left over?
- v. Jocelin uploaded 660 pics to Facebook. If she put the pics into 4 albums with the same number of photos in each album, how many photos were in each album?
- vi. A food company has forty-two kilograms of food to put into boxes. If each box gets exactly five kilograms, how many full boxes will they have?
- vii. Each house that Sean builds needs three sinks. If he bought seventeen sinks, how many houses would that cover?
- viii. The school district needs buses for 1,012 students for a field trip. If each bus holds 92 students, how many buses will be needed?
- ix. An entire chocolate cake has 5,320 calories. If the cake is equally divided into 14 pieces, how many calories are in each piece?
- x. There are 5,896 beads in a barrel at a factory. These beads will be sold in packets of 4. How many full packets can be made from the beads in the barrel?

**5. Revise all the work done in class and revise tables up to 17.**

➤ **EVS 1**

**Activity 1:** Take an interview of a garbage collector (Kachrewala) or scrap dealer (Kabadiwala) and collect information from him on following topics:

- a. How do you collect waste?
- b. Throw some light on house-to-house waste collection system.
- c. How do you segregate waste based on 3 R'S?
- d. Biodegradable and non-biodegradable waste
- e. How hazardous material is disposed of?
- f. Do you use kitchen waste to prepare compost?

Paste your picture with him and report your discussion in an interview format on A4 size sheets.

**Activity 2:** Choose any four plants found in Andhra Pradesh and Punjab (2 each). Paste their pictures and list their adaptations on the A4 sheet. Use separate A4 size sheets for each plant.

**Activity 3:** Draw the diagram of the human digestive system on an A3 size sheet. Label its organs using different colours of lentils. Make a small card on an organ of the digestive system according to your roll number. Write the name, function and diagram of organ allotted to you.

- a. Roll Nos. 1-5: Mouth
- b. Roll Nos. 6-10: Oesophagus
- c. Roll Nos. 11-15: Stomach
- d. Roll Nos. 16-20: Liver
- e. Roll Nos. 21-25: Small intestine
- f. Roll Nos. 26-30: Large intestine

### WORKSHEET I

1. Read the chapter- Air, Water and Weather from book (Link shared below) and answer questions given in worksheet 1.

<https://smallscience.hbcse.tifr.res.in/wp-content/uploads/2016/05/C4EnglishTeachersBook.pdf>

I. Fill in the blanks.

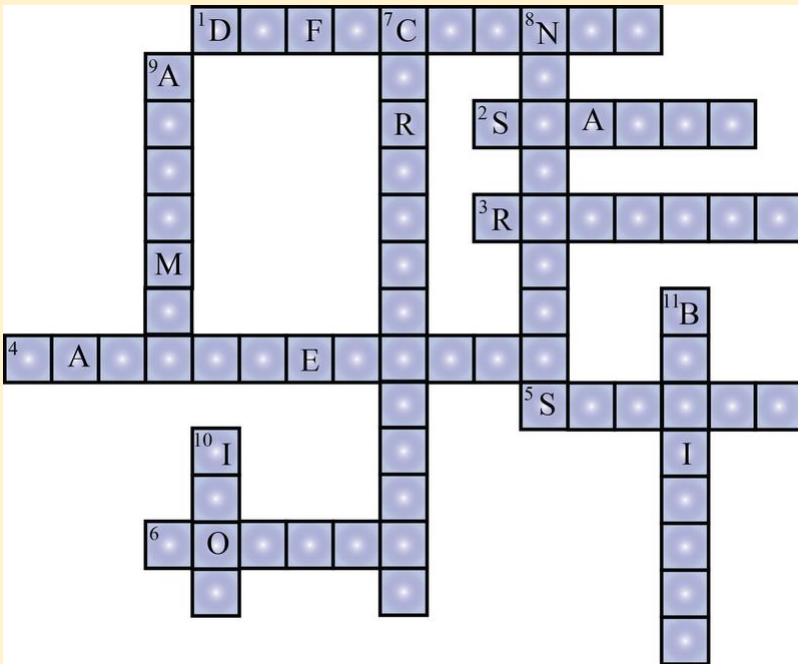
1. The process by which water changes into water vapour is called \_\_\_\_\_.
2. The amount of water vapour present in the air is called \_\_\_\_\_.
3. The change of water vapour to water on cooling is called \_\_\_\_\_.
4. Rain, snow, hail and frost falling from clouds is called \_\_\_\_\_.
5. \_\_\_\_\_ air tells us about the weather.
6. When temperature is low coconut oil becomes \_\_\_\_\_.
7. Boats sail well on a \_\_\_\_\_ day.

Find words for these:

1. Light, fine rainfall – \_\_\_\_\_
2. Pieces of ice that fall with rain - \_\_\_\_\_
3. Fluffy frozen water from the sky – \_\_\_\_\_
4. The rainy season - \_\_\_\_\_
5. The sound with lightning - \_\_\_\_\_

## WORKSHEET II

Q. Solve the crossword puzzle given as figure from the clues given below.



Across

1. Lack of nutrient in our diet over a long period causes these diseases. (10)
2. Rice and potato are rich in this type of carbohydrate. (6)
3. Deficiency disease in bones making it becomes soft and bent. (7)
4. The diet that provides all the nutrients that our body needs in right quantities along with adequate amount of roughage and water. (8,4)
5. Deficiency disease with bleeding gums. (6)
6. Disease caused due to the deficiency of iodine. (6)

Down

7. Starch and sugar in our food are rich in this type of energy giving nutrient. (13)
8. The term given to the useful components of food. (9)
9. The disease caused by deficiency of iron in diet. (7)
10. Green leafy vegetables and apples are rich in this mineral (4)
11. Deficiency disease caused due to the lack of vitamin-B1 in the diet, (8)

### ➤ EVS II



1. Take a political map of India and mark all the 28 States and 8 Union Territories in it. Learn the capitals of all the States and Union Territories. Paste the map in a scrapbook. Colour the coastal states in blue and the rest of the states in yellow.




2. Collect the following information from the given States. Also paste pictures in a scrap book to supplement the information such as Capital, Language, Traditional Dress, Main Food, Festivals, Main Crops, Monuments, Tourist Spots, and Industries.
- Punjab
  - Andhra Pradesh


### 3. My Country Diorama:

Using cardboard, clay, or any other materials, create a diorama representing different landscapes of India.


- Roll No. 1-6** will make a project on Northern mountains (include all the parallel ranges)  
Note: See the picture for reference.




- Roll No. 7-12** will make a project on 'The Northern Plains'  
Note: See the picture for reference



- Roll No. 13-18** will make a project on 'The Peninsula Plateau'.  
Note: See the picture for reference.




- Roll No. 19-24** will make a project on 'The Coastal Plains of India'  
Note: See the picture for reference.



**Desert Terrarium: (Roll No. 25-30)**

- Design a Thar Desert Diorama in a shoebox,
- Use sand, rocks, and miniature plants to replicate the unique environment of the Thar Desert.
- Research and add small figurines or pictures of animals and plants found in the desert.

Note: See the picture for reference.



Kindly Note: Label each landscape and provide brief descriptions of their characteristics.

**WORKSHEET**

**Get to know Himalayas**

**1. Assemble pictures of 5 unique things (craft, cloth, etc) that you can find in the Himalayas.**

**2. Name 5 herbs or plants that you find in the forests of the Himalayas.**

i. \_\_\_\_\_

ii. \_\_\_\_\_

iii. \_\_\_\_\_

iv. \_\_\_\_\_

v. \_\_\_\_\_

**3. Name 5 animals that are unique to Himalayan terrain.**

i. \_\_\_\_\_

ii. \_\_\_\_\_

iii. \_\_\_\_\_

iv. \_\_\_\_\_

v. \_\_\_\_\_

**4. Write the names of any 5 temples or pilgrimage sites located in the Himalayas.**

i. \_\_\_\_\_

ii. \_\_\_\_\_

iii. \_\_\_\_\_

iv. \_\_\_\_\_

vi. \_\_\_\_\_

## 5. WORD SEARCH PUZZLE

- Find the words listed above in the grid. Words can be vertical, horizontal, or diagonal, and may appear forwards or backward.
- Circle each word you find and check it off the list.

Q	D	H	A	R	A	M	S	H	A	L	A
A	D	M	N	D	A	R	J	E	B	N	Z
L	R	X	B	M	A	N	A	L	I	B	V
M	U	S	S	O	O	R	I	E	M	M	X
O	F	Z	A	H	Y	G	H	K	J	K	W
R	G	B	Q	T	I	U	A	J	H	L	Q
A	E	V	W	T	I	M	Z	P	V	E	A
G	T	G	E	R	O	E	L	K	C	J	T
U	Y	L	A	T	I	N	I	A	N	G	A
D	A	R	J	E	L	I	N	G	C	F	P
K	Y	I	G	A	N	G	T	O	K	J	L

Words to Find:

(Shimla, Manali, Darjeeling, Leh, Dharamshala, Gangtok, Nainital, Ranikhet, Mussoorie, Almora)

## ➤ COMPUTERS

Name: \_\_\_\_\_

Section: \_\_\_\_\_

Date: \_\_\_\_\_

---

---

### Q1. Fill in the blanks

1. When we start a computer, operating system is loaded into \_\_\_\_\_.
2. The data which we put into the computer is processed by \_\_\_\_\_.
3. The processed data is known as \_\_\_\_\_.
4. The information in the computer is stored in the form of \_\_\_\_\_.
5. A flash drive is popularly known as \_\_\_\_\_.
6. The information stored in \_\_\_\_\_ memory is lost when the power goes off.

### Q2. Match the following:

- |                          |                        |
|--------------------------|------------------------|
| 1. RAM                   | 1 KB                   |
| 2. ROM                   | Rey Johnson            |
| 3. 1024 Bytes            | Non-Volatile in nature |
| 4. Inventor of Hard Disk | Volatile Memory        |

**Q3. Write the full forms for the following abbreviations**

- 1) RAM .....
- 2) ROM .....
- 3) CD .....
- 4) DVD .....
- 5) MB .....
- 6) KB .....
- 7) GB .....
- 8) TB .....

**Q4. Write the storage capacities of the following devices:**

- 1) Hard Disk: \_\_\_\_\_
- 2) Multimedia card: \_\_\_\_\_
- 3) DVD: \_\_\_\_\_
- 4) CD: \_\_\_\_\_

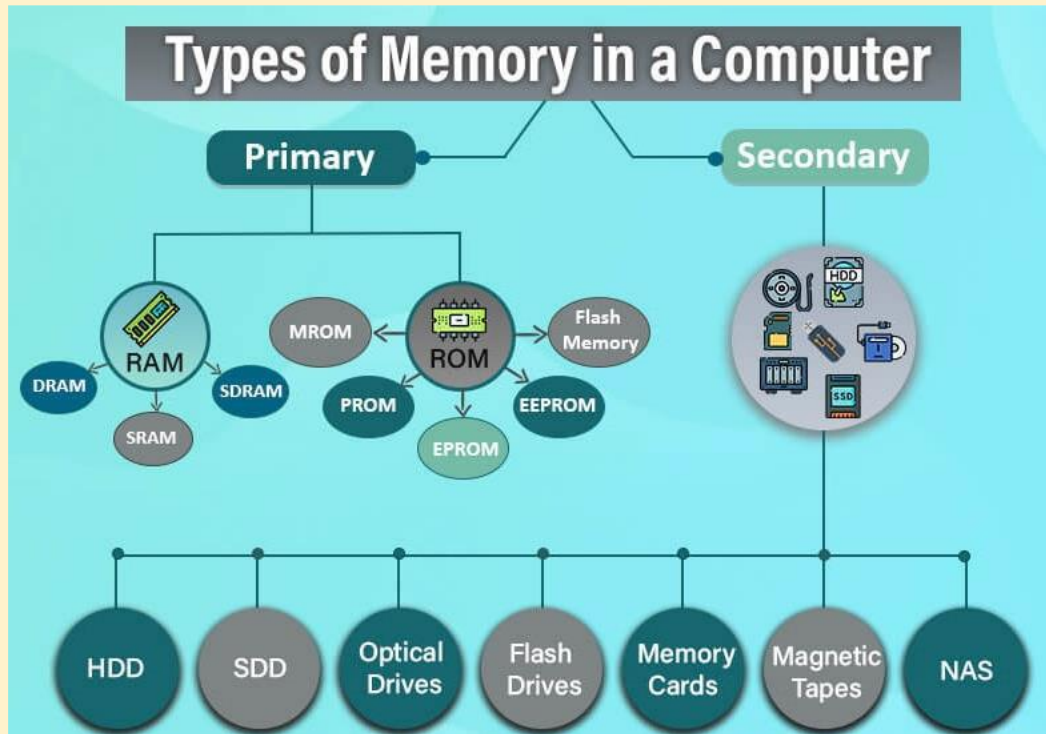
**Q5. Write the shortcut keys for the following tasks:**

- 1. \_\_\_\_\_ Copy the items to the clipboard.
- 2. \_\_\_\_\_ Cut the selected item.
- 3. \_\_\_\_\_ open New Page in Ms-Word.
- 4. \_\_\_\_\_ Undo the last action.
- 5. \_\_\_\_\_ Paste the copied item or items from the clipboard.

Q5. Make a picture Collage on any one topic of your choice. You can add short and appropriate text too.

Primary Memory/Secondary Memory

You can use: Drawing Sheet/A4 Sheet (Sample Attached)



## ➤ ART & CRAFT

- Craft – Did you know that Lord Ganesha is known as Lord Vinayaka in Andhra Pradesh? They make Vinayaka idols using mud & turmeric.
- Lumbini festival is also celebrated in Andhra Pradesh every year to celebrate the birth of Lord Buddha. Let's use Mouldit to make our own Vinayaka idol or an idol of Lord Buddha. You can paint the idols with acrylic colours of your choice.



➤ **LIBRARY**

Write a book report or summary of the given storybook:

