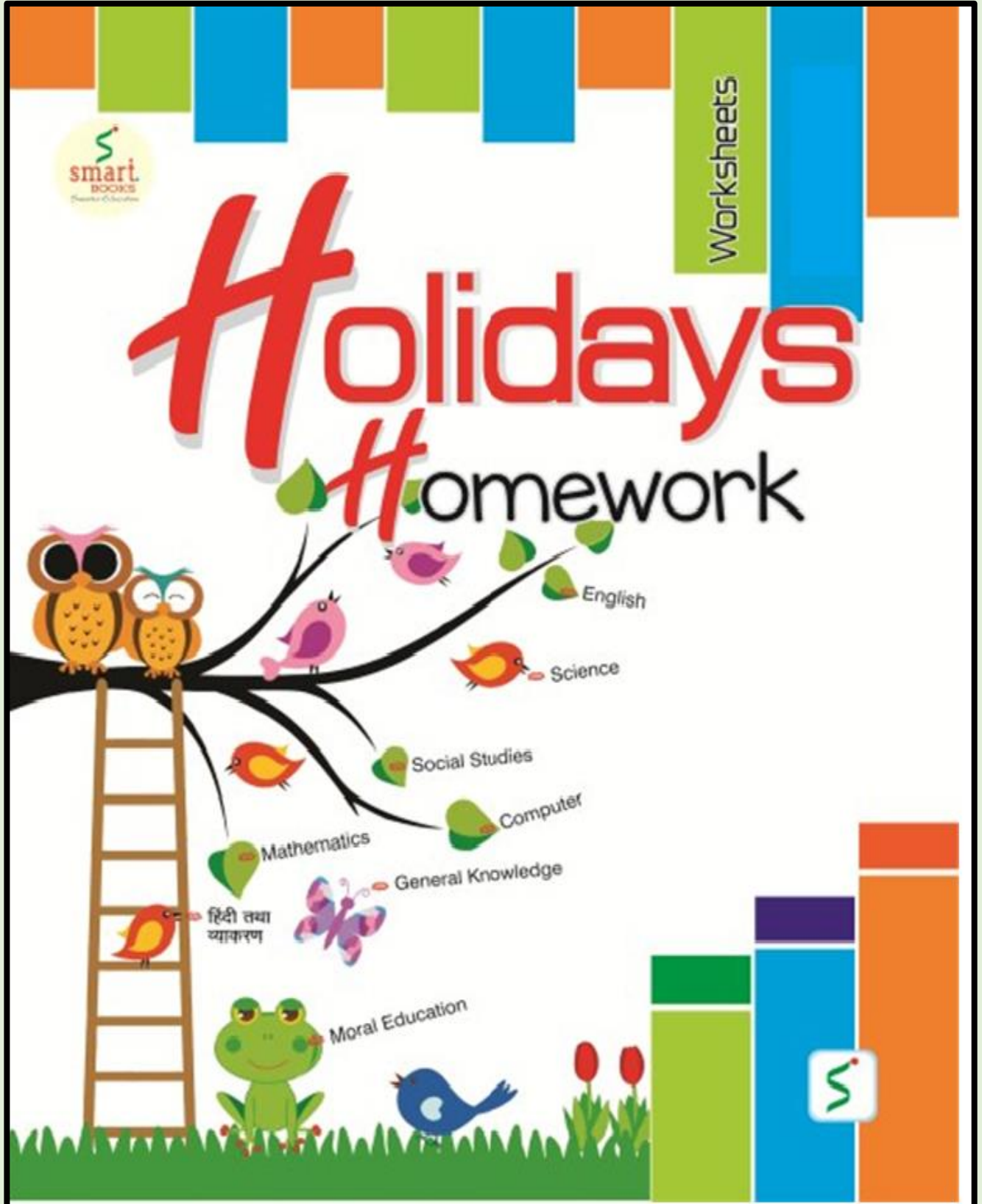




HOLIDAY HOMEWORK
SESSION 2024-25
CLASS -V



Dear Parents,

Warm greetings,

First and foremost, we wish to express our gratitude for your ongoing support. Our students have really worked hard throughout the last session and they are looking forward to the pleasures which a summer break brings.

We wanted to take a moment to touch base with you regarding some important aspects to consider during this time. It is crucial to ensure that students have a balance of relaxation and engagement throughout the break. Our students will spend around one and a half month with you and we want you to encourage activities that stimulate their mind, body and creativity. Holiday Homework has been designed keeping in view the same spirit and also on the basis of CBSE guidelines.

We would like your co-operation in the following areas:

Outdoor Activities:

- Please take them to Kissan Mandi or Green vendors for purchase of vegetables and fruits and explain them how to look for fresh and ripe product.
- Try to go out for a walk at least 2-3 times a week.
- Hiking, biking, swimming or even gardening will be useful for them to connect to the nature.

Family Time:

- Please spend some time looking at old photographs /videos and enjoy the nostalgic trip down the memory lane.
- A short weekend getaway, having a movie night, sharing stories about your childhood, your school, your family trips, your first jobs, etc. over a picnic in the city park, balcony or terrace would be a great way to connect with your child.
- Cherish these moments of togetherness.



Reading:

- Encourage them to read newspapers/books.
- If possible, get membership of local library.
- It helps to improve their reading competency.

Limit Screen Time:

- Engage them in different activities at home, e.g. Allow them to help you in cooking.
- Encourage them to spend some time with grandparents /elderly neighbours.
- Please teach them a few basic domestic chores like washing their own utensils, folding their clothes, washing their clothes, making their bed, maintaining the kitchen garden/garden.

Encourage Journaling:

- The practice of keeping a diary or journal can help them to process emotions and experiences, reduce stress and anxiety.
- It will also come handy when they prepare their portfolio, as required by CBSE.

Let us use this summer break to nurture our children with real knowledge which demands our time and love.

We look forward to welcoming everyone back in the month of July, rested, rejuvenated, and ready for another year of learning and growth.

Hope you will have a great time together!

Warm regards

Bhavan Vidyalaya

New Chandigarh





Vacation Notes

**Vacations offer more than just relaxation—
they're also a chance for learning and
personal development.**

**Here's a booklet containing all the summer
vacation homework for 2024.**

**We've curated these activities with your
enjoyment and growth in mind, so have fun
and return to school rejuvenated for the year
ahead. And don't forget to try out our holiday
bingo for an extra dose of excitement.**

Wishing you a joyful holiday season!



BHAVAN VIDYALAYA, NEW CHANDIGARH

HOLIDAY BINGO!

Cross off all the funtivities you did during your vacations!

**Learn
Sudoku**

**Start a
book series**

**Watch a
movie with
your friends**

**Make a
gratitude
journal**


**Learn a
new skill !**

**See 15
sunrises.
Document the
sunrises with
photos, and
make a collage**

**Maintain a
streak on
the NY
Times
WORDLE**

**Read the
newspaper
daily**

**Learn
Gardening!**



INSTRUCTION SHEET

#01

The work should be legible.

#02

Emphasize on the quality of content, accuracy of information and organization of ideas.

#03

Use your creativity in the organization of ideas.

#04

Plagiarism is strictly prohibited.

#05

General Instructions:

- Write your assignments neatly and legibly.
- Include proper headings for each task.
- Add your name, class, and roll number to the top of each page.
- Worksheets to be done in the booklet itself.
- Compile all the activities in separate folders for each subject.
- Design a creative cover page for each subject mentioning your name, class and subject on it.
- Do not use any plastic covers or folders. Staple the sheets together along with the cover page or tie them with a ribbon and submit to the respective subject teachers.
- You can also create subject folders using newspaper, used chart paper, etc.

ENGLISH

Q1- Read the story 'Thunder Cake' and attempt the following:


1. New Words: Write down ten new words you learned from the story and their meanings.
2. Character Analysis: Use the template provided to think about Patricia Polacco's character in more detail.

What do you know about the character? Name: _____

Describe the character using adjectives:

1. _____
2. _____
3. _____
4. _____
5. _____

Draw a picture of the main character:



What is your favorite thing about this character?

made by: Mrs. Lemons

Q2- Proverbs: Read the proverbs given on page 144. Write a paragraph on one of the following topics using the proverbs given in the book. Write in the English notebook (Grammar Side).

What is your dream in life? What career would you like to choose and why?

Or

If you become a success story like Ratan Tata, what would be your contribution to the society?

Q3 -Imagine! Punjab and Andhra Pradesh have come together to form a new state called Punjhradesh. To celebrate this unity, they're holding a grand mela (fair)!

Design a Mela Poster:

- Draw a colourful poster inviting people to the Mela.
- Include symbols of both Punjab (e.g., Bhangra dancers, wheat fields) and Andhra Pradesh (e.g., Kuchipudi dancers, palm trees).
- Write a catchy slogan promoting the mela (e.g., "Punjhradesh Mela: Where North Meets South!").

Q4 - Grammar Growth- Attempt the following worksheets in your English notebooks.

Worksheet-1

A- Change these sentences into negative sentences

1. He is honest.
2. Iron is a heavy metal.
3. He is always on time.
4. Everyone liked the lecture.
5. I shall never forget you.
6. He is sure of his success.
7. He refused the order.
8. Everybody is present.
9. Everyone found the film interesting,
10. The water is too cold for me to drink.

B-Change the sentences as instructed.

1. Come here. (negative)
2. It is a great victory. (Change to interrogative)
3. Stop talking. (Change to interrogative) will
4. Will you get away from the pool? (imperative)
5. Shut the door. (Change to interrogative)
6. Do not disturb me. (Change to interrogative)
7. What a beautiful view! (Change to affirmative)
8. Has she finished her work? (Change to affirmative)
9. Is she your friend? (Change to declarative)

A. Fill in the blanks using articles. Then complete the **story** with ideas of your own in your notebook.

Once upon _____ time, in _____ faraway forest, there lived _____ ferocious dragon who killed animals for pleasure. _____ animals of _____ forest made a bargain with _____ dragon. They agreed that each day one animal would willingly come to _____ dragon's lair to be his supper. One day it was _____ anteater's turn to go. _____ anteater crept along slowly, all the while thinking what to do.



'Why are you late?' the dragon roared when _____ anteater arrived.

'I'm late because of _____ other dragon,' said _____ anteater.

'In my jungle? Take me to this other dragon.'

The anteater led _____ dragon to _____ deep well and told him to look in.



Comprehension

Read the passage and answer the questions that follow.

Once there was an old man who had quarrelsome sons. One day the old man gathered his sons around him to give them some advice. He ordered his servants to bring a bundle of sticks and said to his eldest son, 'Break it.'

The son strained and strained, but he was unable to break the bundle himself. The other sons also tried, but none of them was successful.

'Untie the bundle that you could not break,' said the father, 'and each of you take a stick from it.'

When they had done so, he told them, 'Now each of you break the stick you hold.' Each stick was easily broken.

'Do you understand what I want to say?' asked their father.

A. Answer the questions.

1. Why did the old man need to give his sons some advice?
2. What did the old man use to teach his sons a lesson?
3. The story ends with a question. If you were one of the sons, what would you say in reply?
4. Give a suitable title to the story.

B. Find the antonyms of the words from the passage.

1. able _____
2. join _____
3. friendly _____



हिंदी

आंध्र प्रदेश की प्रसिद्ध फसलों और त्योहारों के नाम चित्र सहित A4 शीट पर प्रस्तुत कीजिए। साथ ही ये भी बताइए कि ये फसलें किस महीने में उगाई जाती हैं और त्योहार किस महीने में मनाए जाते हैं?

अभ्यास पत्रिका

वर्तनी-अभ्यास

'है' तथा 'हैं' का प्रयोग

है - इसका प्रयोग एक वचन अर्थात् एक व्यक्ति, वस्तु अथवा स्थान के लिए होता है। इसमें 'ऐ' की मात्रा 'ह' के ऊपर लगाते हैं।

हैं - इसका प्रयोग बहुवचन अर्थात् अनेक के लिए होता है। इसमें 'ह' के ऊपर ऐ की मात्रा 'ँ' और अनुस्वार लगाते हैं। विशेष - हैं का प्रयोग आदरणीय अथवा सम्माननीय तथा अपने से बड़े व्यक्तियों के लिए भी होता है।

प्रश्न क: वाक्यों के अनुसार है तथा हैं का प्रयोग खाली वाक्यों में करिए:

१. मेरे विद्यालय का नाम बाल विद्या मन्दिर _____ ।
२. हमारी सभी अध्यापिकाएँ स्नेहपूर्वक पढ़ाती _____ ।
३. बन्दर छत पर बैठे _____ ।
४. ये पुस्तकें किसकी _____ ।
५. गंगा समुद्र में मिल जाती _____ ।
६. मुझे गायन-प्रतियोगिता में पुरस्कार मिला _____ ।
७. सूर्य, धरती, चन्द्रमा, गुरु आदि ग्रहों के नाम _____ ।
८. सूर्य पूर्व दिशा में निकलता _____ ।
९. मेहनत का फल मीठा होता _____ ।
१०. गाँधी जी हमारे देश के राष्ट्रपिता के नाम से जाने जाते _____ ।

2. मात्रा का प्रयोग

किसी अन्य व्यंजन के साथ मात्रा का प्रयोग करते हुए नए शब्द लिखिए-

'क' के साथ मात्रा का प्रयोग

शब्द

क + अ = क कलम

क + आ = का कागज़

क + इ = कि किताब

क + ई = की कीमत

क + उ = कु कुसुम

क + ऊ = कू कूप

क + ऋ = कृ कृपया

क + ए = के केला

क + ऐ = कै कैलाश

क + ओ = को कोमलता

क + औ = कौ कौआ

क + अं = कं कंकर

3. अपठित गद्यांश


नीचे दिए गए गद्यांश को पढ़कर पूछे गए प्रश्नों के उत्तर लिखिए –

आदिकाल में मनुष्य वनों में रहता था। वनों में उस समय अनेक भयंकर और विशालकाय जीव-जंतु रहते थे। उनसे अपना बचाव करने के लिए मनुष्य के पास न सींग थे, न पंजे थे और न पैने दाँत थे। परंतु आज अपने बुद्धि-चातुर्य, लगन और परिश्रम के बल पर वह सभी जीव-जंतुओं का स्वामी है। बड़े से बड़े जीव-जंतुओं को उसने चिड़ियाघर के पिंजरों में कैद कर रखा है। अनेक जीव-जंतु सरकस में उसकी अंगुली के इशारे पर नाचते हैं। मनुष्य उनसे स्वामी भक्त नौकरों की तरह काम लेता है। आज केवल जीव-जंतुओं पर ही नहीं, ब्रह्मांड के ग्रहों और उपग्रहों पर भी मनुष्य अपनी विजय पताका फहरा रहा है। यदि मनुष्य के पास बुद्धि चातुर्य, परिश्रम और लगन न होती तो वह यह सब काम नहीं कर सकता था।

- (क) आदिकाल में मनुष्य कहाँ रहता था?
(1) स्कूलों में (2) वनों में (3) नगर में (4) गाँवों में
- (ख) बड़े-बड़े जीव-जंतुओं को मनुष्य ने कहाँ कैद कर रखा है?
(1) तालाब में (2) घर में (3) चिड़ियाघर में (4) मंदिर में
- (ग) आज मनुष्य किसका स्वामी है?
(1) कारखाने का (2) जीव-जंतुओं का (3) वन का (4) तालाब में
- (घ) मनुष्य जीव-जंतुओं को अंगुली के इशारे पर कहाँ नाचते हैं?
(1) स्कूलों में (2) वनों में (3) नगर में (4) सरकस में
- (ङ) आज मनुष्य अपनी विजय-पताका कहाँ फहरा रहा है?
(1) गाँव में (2) नगर में (3) संसार में (4) ब्रह्मांड में

4.

नीचे हमारे देश के कुछ दर्शनीय स्थलों के चित्र दिए गए हैं। उनके नाम पता कीजिए और लिखिए। साथ ही यह भी लिखिए कि ये इमारतें कहाँ पर स्थित हैं Look at the pictures of the famous momuments given below. Write their names & location —



➤ ਪੰਜਾਬੀ (PUNJABI)

1.	ਪੰਜਾਬ ਅਤੇ ਆਂਧਰਾ ਪ੍ਰਦੇਸ਼ ਦੇ ਕੋਈ ਦੋ ਤਿਉਹਾਰਾਂ ਦੀਆਂ ਤਸਵੀਰਾਂ ਸਕਰੈਪ ਫਾਈਲ ਵਿੱਚ ਲਗਾਓ ਅਤੇ ਉਹਨਾਂ ਬਾਰੇ ਲਿਖੋ।
2.	ਕਿਸੇ ਫਲ ਦੇ ਰੁੱਖ ਦਾ ਚਿੱਤਰ ਜਿਵੇਂ - ਅੰਬ, ਸੰਤਰਾ ਮੇਥ ਆਦਿ ਦਾ ਚਿੱਤਰ ਬਣਾ ਕੇ ਉਸ ਫਲ ਦੇ ਲਾਭ ਲਿਖੋ।
3.	ਕੋਈ ਪੰਜ ਸੁਲੇਖ ਲਿਖੋ।

➤ MATHEMATICS

General:

- Revise tables till 20.
- Practice 5 sums each of multiplication and division every week. (The sums should be of class 5 level)

ACTIVITY 1

Prepare the below table on coloured A4 sheet. Find the prime numbers using Sieve of Eratosthenes. Cross out all the composite numbers and colour all the prime numbers in yellow.

1	2	3	4	5	6	7	8	9	10
11	12	13	14	15	16	17	18	19	20
21	22	23	24	25	26	27	28	29	30
31	32	33	34	35	36	37	38	39	40
41	42	43	44	45	46	47	48	49	50
51	52	53	54	55	56	57	58	59	60
61	62	63	64	65	66	67	68	69	70
71	72	73	74	75	76	77	78	79	80
81	82	83	84	85	86	87	88	89	90
91	92	93	94	95	96	97	98	99	100

1. Total Prime numbers between 1 and 100 are _____.
2. 17 is a _____ number.
3. 36 is a _____ number.
4. 1 is _____.
5. Write three properties of multiples of factors.

Factors	Multiples

ACTIVITY 2

Colour the same Roman numerals matched with correct Hindu-Arabic numeral.

ACTIVITY 3

BE CREATIVE: MAKE YOUR OWN GAME

During the vacations we can make our own indoor games and enhance our mathematical concept understanding. Create your own JIG-SAW puzzle using cardboard pieces and chart. The sample has been given below. Use large numbers upto crores.











Standard Form	Expanded Form	Place Value of 2
	$2000 + 300 + 80 + 2$	
2382		2000
	Number name	
Round up to 100		Successor
7400		7383
	Two thousand three hundred eighty two	
Abacus		Roman numeral for last three digits
	Face value of 8	
	8	CCCLXXXII







Table 46: State-wise Pattern of Land Use- Net Sown Area

(Thousand Hectares)							
State/Union Territory	2004-05	2005-06	2006-07	2007-08	2008-09	2009-10	2010-11
Andhra Pradesh	10327	10745	10147	10756	10868	9991	11186
Gujarat	9747	9722	9801	9966	10302	10302	10302
Haryana	3527	3566	3556	3594	3576	3550	3518
Karnataka	10499	10509	10105	10419	10174	10404	10523
Madhya Pradesh	14975	14971	14735	14687	14941	14972	15119
Maharashtra	17490	17473	17475	17473	17422	17401	17406
Odisha	5739	5691	5654	5624	5604	4761	4682
Punjab	4200	4192	4184	4187	4169	4158	4158

- Write the net sown area in ascending order for the year 2010-2011.
- Compare the net sown area (in thousand hectares) of Andhra Pradesh and Punjab for all the years mentioned above.
- Which state is known as rice bowl of India?
- Write the net sown area of Andhra Pradesh and Madhya Pradesh in the year 2009-2010 in the International system of numeration (number name).
- Write the place value of the digits of net sown area of Punjab and Andhra Pradesh for the year 2004-2005.

PLACE VALUE CODE BREAKER

									
2	4	8	6	1	0	5	9	3	7

In the number      what is the value of the  ?






Answer: _____

In the number      what is the value of the  ?






Answer: _____

In the number      what is the value of the  ?

Answer: _____

What is the number      rounded to the nearest 10?

Answer: _____

What is the number      rounded to the nearest 100?

Answer: _____

What is the number    written in Roman numerals?

Answer: _____

➤ EVS 1

Activity 1: Find out about the Indian porcupine found in Andhra Pradesh and the Flying Fox found in Punjab. Paste their pictures on A4 size sheets and write the following information about these two animals:

- Their habitat
- Their body covering
- The feeding habit and their feeding organ
- Their locomotory organs
- Their respiratory organs
- Their unique adaptations that help them live in their habitat
- Any fun facts about them

Activity 2: Insects such as mosquitoes are carriers of diseases. Be a detective this summer vacation and investigate your neighbourhood to find the secret breeding places of mosquitoes such as dark corners, stagnant water in empty coconut shells, tyres lying on the road and overhead water tanks with no lids.

Write a report after your survey, giving information of how many such breeding places you found. Paste pictures. Also give suggestions or list the actions you took to make sure you have a mosquito free neighborhood. Find out about some natural mosquito repellents and write about any one of them. Use A4 size sheets for your report.

Activity 3: Make an A3 size poster on any one deficiency disease including the following information-

- Symptoms along with picture
- Prevention
- Cure

Activity 4: Word Search:

States of Matter


C	F	R	E	E	Z	I	N	G	V	C	T	E	I	S	S	D	C
C	O	N	D	E	N	S	A	T	I	O	N	V	M	U	O	E	O
P	C	M	A	T	O	M	Y	T	M	N	E	A	M	B	L	P	N
T	S	O	B	V	Q	Y	E	N	H	D	X	P	I	L	U	O	T
G	W	L	R	U	N	S	G	A	E	U	P	O	S	I	B	S	R
A	L	E	M	R	S	P	T	Q	W	C	A	R	C	M	I	I	A
M	L	C	D	B	O	T	N	O	L	T	N	A	I	A	L	T	C
L	S	U	Q	V	B	S	I	W	T	I	S	T	B	T	I	I	T
R	Z	L	G	I	N	X	I	O	F	V	I	I	L	I	T	O	I
C	M	E	L	T	I	N	G	O	N	I	O	O	E	O	Y	N	O
D	E	S	S	G	X	L	B	K	N	T	N	N	O	N	A	U	N
M	A	G	N	E	T	I	C	X	T	Y	K	U	N	X	O	B	J

Find the following words in the puzzle.
Words are hidden → ↓ and ↘ .

ATOM COMBUSTION CONDENSATION CONDUCTIVITY CONTRACTION CORROSION	DEPOSITION EVAPORATION EXPANSION FREEZING IMMISCIBLE MAGNETIC	MELTING MOLECULES SOLUBILITY SUBLIMATION
--	--	---

Activity 5: Solve the given crossword.

Good Health



Across

- 2.** microbe that mostly causes skin infections
- 6.** helps in removal of waste from body as stool
- 8.** diseases caused due to lack of a nutrient
- 11.** disease caused due to lack of iodine
- 13.** help our body to grow and repair
- 16.** essential components of food


Down

- 1.** type of disease that spread from person to another
- 3.** vectors that spread malaria and dengue
- 4.** disease caused due to lack of vitamin C
- 5.** a diet that has all nutrients in right proportions
- 7.** bones become weak and soft
- 9.** situation where large no of people get infected by the same disease
- 10.** energy giving foods
- 12.** a disease that spreads through infected food and water
- 14.** helps in making vitamin D in our body
- 15.** condition of malfunction of body or a part of it

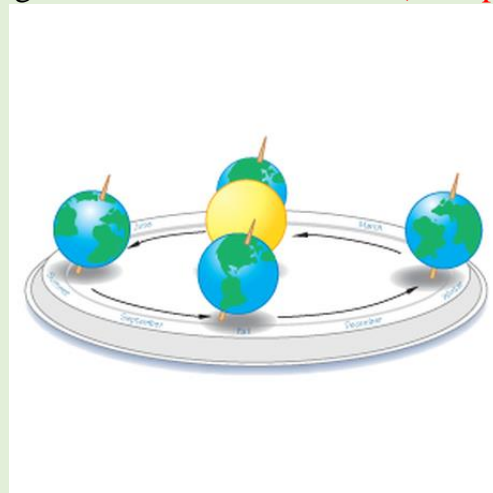

➤ EVS II

1. **PROJECT WORK:** Projects to be made according to the allotted roll numbers.


- **Roll No. 1-8** Making use of any material available at home by being resourceful and prepare a model marking latitudes and longitudes. (* sample for reference). Also label the five main latitudes.



- **Roll No. 9-16** Follow the links: <https://www.youtube.com/watch?v=GM613bIQ-2o> and https://www.youtube.com/watch?v=HN2H39X9v_g to learn how to make a model showing rotation of the Earth.
- **Roll No. 17-24** Make a model showing revolution of the Earth. (*sample for reference)



- **Roll No. 25-32** Follow the link: <https://www.youtube.com/watch?v=Bi-KeyCB9LQ> to learn how to make a model showing Hydrological Cycle.



2. MAP MY LOCLITY ACTIVITY (to be done in scrap book)

LINK: www.youtube.com/watch?v=DSnVCV4uGGQ

Make a map of your area where you live and write a short paragraph on 'My Favourite Place'. Make use of the symbols to denote various things and mark directions also.



3. LET'S DISCOVER ANDHRA PRADESH (to be done in scrap book)

A travel brochure is a promotional material that advertises a destination, sightseeing attraction, or tour activity. Create a travel brochure of Andhra Pradesh. Paste pictures also.

WORKSHEET

1. Match the realm of the Earth with its description.

1. Lithosphere	A. The layer of gases surrounding the Earth.
2. Hydrosphere	B. The outer shell of the Earth's surface, including the crust and upper mantle.
3. Atmosphere	C. All the water on Earth's surface, including oceans, rivers, and lakes.
4. Biosphere	D. The part of Earth where life exists, including plants, animals, and humans.

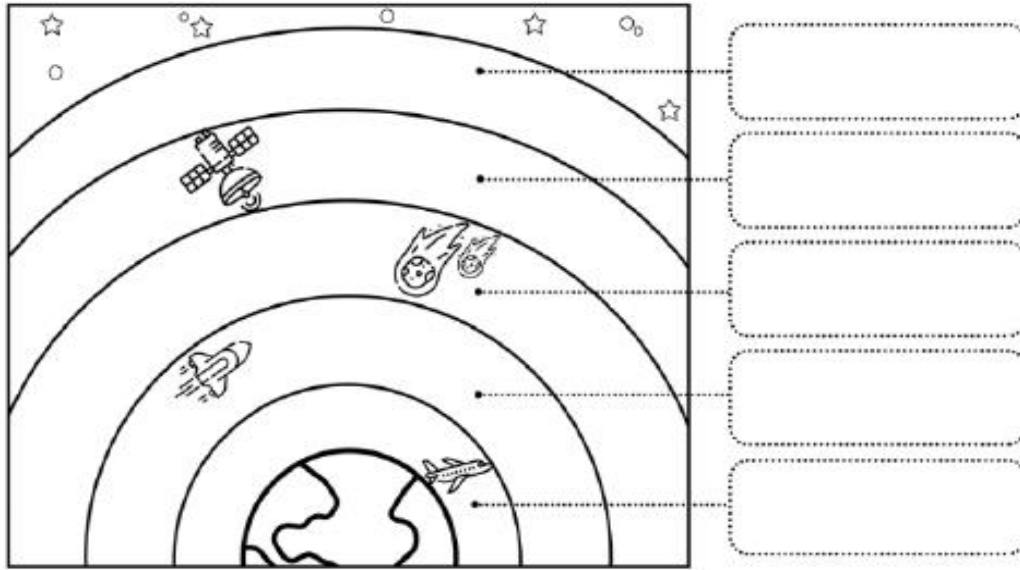
2.



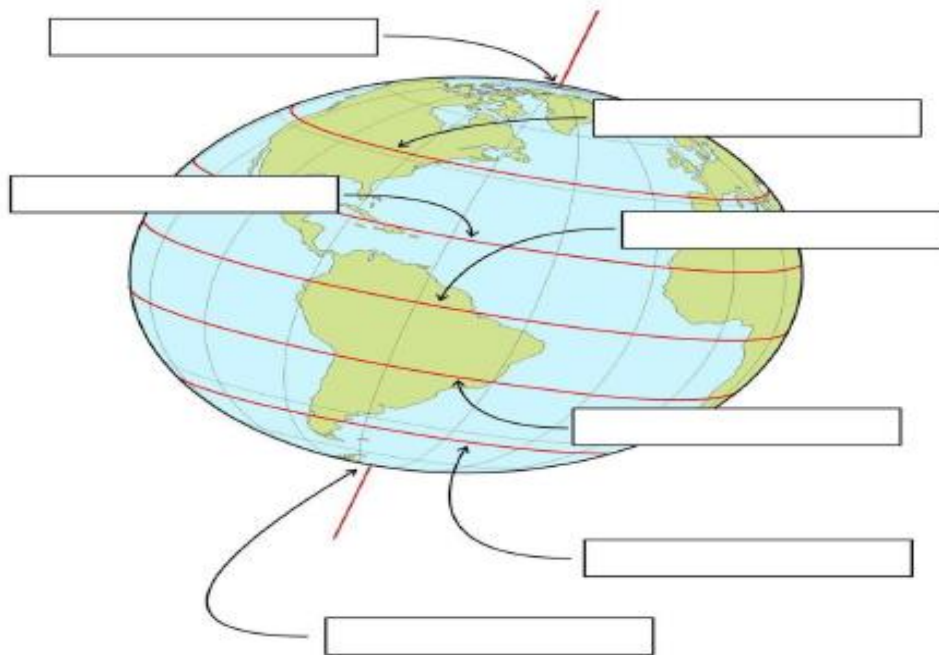
Use the map to answer the question below!

1. What continent at 18° South by 140° East? _____
2. What continent at 36° North by 100° West? _____
3. What continent at 18° South by 20° East? _____
4. What ocean at 18° South by 80° East? _____
5. What ocean at 36° North by 40° West? _____
6. What ocean at 18° North by 160° East? _____

3. Label the following diagram of the layers of the atmosphere.



4. Fill in the blanks with the important lines of latitudes.



➤ **COMPUTERS**

- (a) With AI's advancement, robots have evolved to become invaluable companions and assistants to humans. Now, dive deeper into this by crafting a chart highlighting robots' roles, functionalities, and origins in aiding humanity.
- (b) Make a Flowchart on A3 sized sheet, explaining the 6 steps of Mail Merge. Create visual images to represent each step.

➤ ART & CRAFT

Craft – Paint a small Canvas (6”x6”) or (8”x8”) using Kalamkari style of art from Andhra Pradesh.
Medium- Acrylic Colours



➤ LIBRARY

Write a book report or summary of the given storybook:

