



BHAVAN VIDYALAYA, NEW CHANDIGARH
HOLIDAYS' HOMEWORK
SESSION 2024-25
CLASS VI



Dear Parents,

Warm greetings,

First and foremost, we wish to express our gratitude for your ongoing support. Our students have really worked hard throughout the last session and they are looking forward to the pleasures which a summer break brings.

We wanted to take a moment to touch base with you regarding some important aspects to consider during this time. It is crucial to ensure that students have a balance of relaxation and engagement throughout the break. Our students will spend around one and a half month with you and we want you to encourage activities that stimulate their mind, body and creativity. Holiday Homework has been designed keeping in view the same spirit and also on the basis of CBSE guidelines.

We would like your co-operation in the following areas:

Outdoor Activities:

- Please take them to Kissan Mandi or Green vendors for purchase of vegetables and fruits and explain them how to look for fresh and ripe product.
- Try to go out for a walk at least 2-3 times a week.
- Hiking, biking, swimming or even gardening will be useful for them to connect to the nature.

Family Time:

- Please spend some time looking at old photographs /videos and enjoy the nostalgic trip down the memory lane.
- A short weekend getaway, having a movie night, sharing stories about your childhood, your school, your family trips, your first jobs, etc, over a picnic in the city park, balcony or terrace would be a great way to connect with your child.
- Cherish these moments of togetherness.



Reading:

- Encourage them to read newspapers/books.
- If possible, get membership of local library.
- It helps to improve their reading competency.

Limit Screen Time:

- Engage them in different activities at home, e.g. Allow them to help you in cooking.
- Encourage them to spend some time with grandparents /elderly neighbours.
- Please teach them a few basic domestic chores like washing their own utensils, folding their clothes, washing their clothes, making their bed, maintaining the kitchen garden/garden.

Encourage Journaling:

- The practice of keeping a diary or journal can help them to process emotions and experiences, reduce stress and anxiety.
- It will also come handy when they prepare their portfolio, as required by CBSE.

Let us use this summer break to nurture our children with real knowledge which demands our time and love.

We look forward to welcoming everyone back in the month of July, rested, rejuvenated, and ready for another year of learning and growth.

Hope you will have a great time together!

Warm regards

Bhavan Vidyalaya

New Chandigarh



*Hello
Summer*

BHAVAN VIDYALAYA, NEW CHANDIGARH

VACATION ADVENTURES!

Happy Holidays!

While beating the heat and exploring new places, let's also embark on some exciting learning adventures together.

Inside this booklet, you'll find fun activities to keep your brain buzzing while you relax and recharge.

Let's make this vacation both memorable and meaningful!

Have a fantastic time, and let the adventures begin!



HAPPY HOLIDAYS!



CHECK OUT SOME EXCITING ACTIVITIES TO KEEP YOU ENGAGED AND ENTERTAINED DURING THE HOLIDAYS



READ A BOOK



EXPLORE THE NATURE



MOVE YOUR BODY



MAKE A DIFFERENCE



EXPLORE NEW PLACES



TASTY TREATS



PORTFOLIO




A portfolio is a purposeful collection of student work that exhibits the student's efforts, progress, and achievements in one or more areas. A student portfolio is a collection of student work compiled over time to showcase a learner's progress, skills, and achievements. This can include project work samples, finished assignments, case studies, and self-reflections. The portfolio should be neat and legible, with an emphasis on quality of content, accuracy of information, creative expression, proper sequencing and relevance.

Some of the criteria to be kept in mind while making your Portfolio are:

1. Organisation: Neatness and visual appeal
2. Creativity of work and presentation
3. Originality of work: Plagiarism is strictly prohibited.
4. Evidence of student's learning and growth
5. Identification of specific skills to show improvement over time

HOW TO MAKE YOUR PORTFOLIO?

- Maintain a ring binder to record all the essential activities, achievements, projects, etc.
- The first page should bear the school details, student details like name, class, section and roll number of the child along with the current academic session.
- The binder should be divided into separate sections in the following specified order for all subjects:
 1. English
 2. Hindi
 3. Punjabi
 4. Mathematics
 5. Science
 6. Social Science
 7. Computers
 8. Miscellaneous (Art/Music/Sports/CCA)
- You can separate the sections for each subject by creating Section Divider Sheets for each subject.
- The second page in each section should contain an index (different for each subject) wherein the activities kept in the portfolio are written in a sequence.
- Keep a record of the projects, holidays' homework, assignments, or research work you have completed, along with any acknowledgments or awards received.
- A Certificate of Completion to be made at the end of the portfolio duly signed by the class teacher.



LINK: www.youtube.com/watch?v=aj2vzRuMseA

ENGLISH

ACTIVITY 1: SYNONYMS' PICTONARY: Most of us use a set of commonly repeated words in our daily conversation but a well-read person impresses all by using a variety of words. Let's make a Synonyms' Pictionary of the commonly repeated words to enrich and enhance vocabulary, but, *with a twist!*

On A4 size sheets, write down 3 interesting synonyms of the following words and illustrate the words through drawings or by pasting pictures.

- | | | |
|--------------|--------------|---------------|
| 1. think | 6. deny | 11. motivate |
| 2. necessary | 7. confusion | 12. exact |
| 3. useful | 8. observe | 13. close |
| 4. kind | 9. tell | 14. opposite |
| 5. always | 10. ask | 15. beautiful |

ACTIVITY 2: Travel Plan: Letter to a Pen Pal:

Imagine you are going for a month-long trip to Andhra Pradesh with your family. Write a letter to your pen pal describing the travel itinerary of your trip. Include details like the days of travel, mode of transport, various cities, landmarks and tourist attractions that you'll visit, activities you'll partake in and the local delicacies from various cities that you would try.

Illustrate your travel plan with images of the landmarks and creative icons showing travel. Also highlight interesting facts about the different stops on your trip.

You can use the following link for reference: <https://www.wikihow.com/Create-a-Travel-Itinerary#:~:text=Making%20a%20Travel%20Itinerary&text=Make%20a%20list%20of%20everything,them%20under%20the%20appropriate%20date.>

Note: Remember to revise the syllabus covered so far in the class!

ग्रीष्मकालीन अवकाश गृहकार्य


हिंदी

1. आंध्र प्रदेश राज्य के किसी एक पशु या पक्षी की संक्षिप्त जानकारी चित्र सहित A4 शीट पर प्रस्तुत कीजिए।

2. पाठन कार्य

छुट्टियों में ईदगाह कहानी पढ़ें व A4 Sheet में इसका सार लिखें व लिखें कि आपको यह कहानी क्यों अच्छी लगी। इसके इलावा अधिक से अधिक कहानियाँ व किताबें पढ़ें तथा घर के बड़ों से भी रामायण, महाभारत, पंचतंत्र जातक कथाएँ आदि की कहानियाँ सुनें। अपनी पूरक पुस्तिका रामायण भी पढ़ें।

PUNJABI

1.	<p>ਆਂਧਰਾ -ਪ੍ਰਦੇਸ਼ ਅਤੇ ਪੰਜਾਬ ਦੇ ਕੋਈ ਦੋ ਪਕਵਾਨਾਂ ਦੀਆਂ ਤਸਵੀਰਾਂ ਖਿੱਚ ਕੇ ਸਕਰੈਪ ਫਾਈਲ ਵਿੱਚ ਲਗਾਓ। ਵਿਅੰਜਨ ਅਤੇ ਵਿਅੰਜਨ ਬਣਾਉਣ ਲਈ ਵਰਤੀ ਜਾਂਦੀ ਸਮੱਗਰੀ ਬਾਰੇ ਵੀ ਲਿਖੋ। (Paste pictures of any two dishes of Punjab and Andhra Pradesh in your scrap file. Write down the recipes and the ingredients used in those recipes).</p>
2.	<p>ਹੇਠਾਂ ਦਿੱਤੇ ਚਿੱਤਰ ਦਾ ਵਰਨਣ 50 ਤੋਂ 60 ਸ਼ਬਦਾਂ ਵਿੱਚ ਕਰੋ। Describe the picture given below in 50-60 words.</p> 
3.	<p>ਆਪਣੀ ਪੰਜਾਬੀ ਨੋਟਬੁੱਕ ਵਿੱਚ ਕੋਈ ਵੀ ਪੰਜ ਸੁਲੇਖ (ਕੋਈ ਪੰਜ ਪੰਨੇ) ਲਿਖੋ। (Write any five pages in neat and clean handwriting in your Punjabi notebook).</p>

MATHEMATICS

General:

- Revise tables till 20.
- Revise the syllabus done till date.

ACTIVITY 1

Compare the performance of your favourite 5 IPL teams on the basis of their average run rates, number of matches won, maximum number of sixes, strike rate of bowlers, orange cap and purple cap winners of IPL 2024.

CRITERIA	TEAM 1	TEAM 2	TEAM 3	TEAM 4	TEAM 5
Average Run Rate					
No. of matches won					
Strike rate of bowlers					
Max. no. of sixes					
Highest score made					
Lowest score made					
Orange cap					
Purple cap					

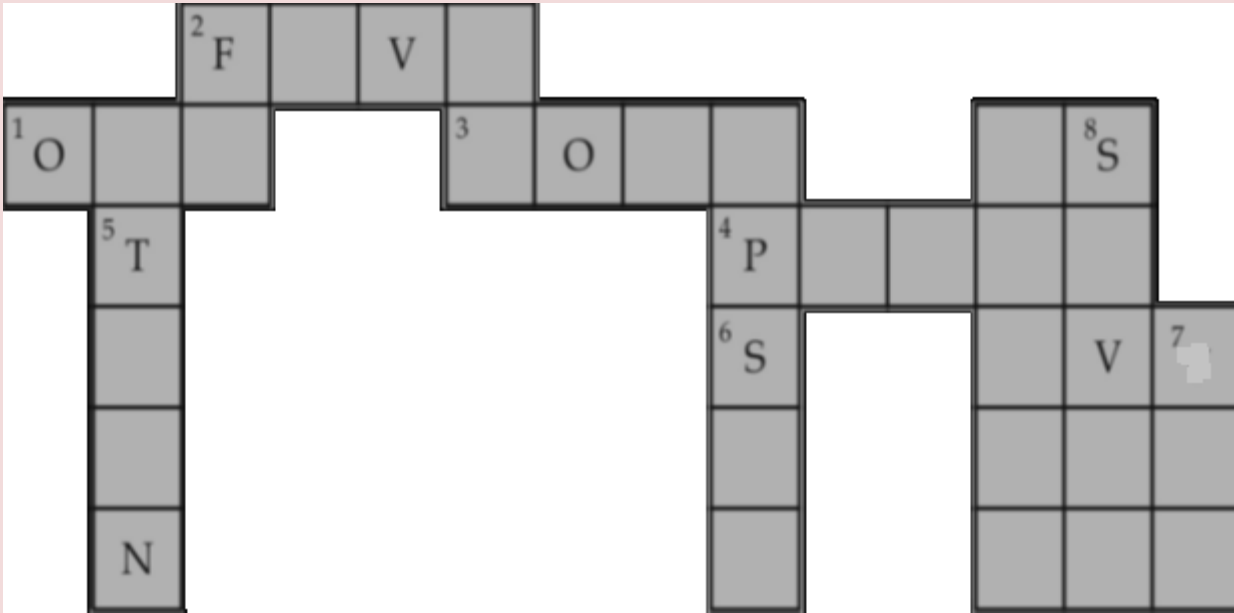
1. Represent the average run rate of different teams using Bar graph on an A4 size sheet.
2. Which team got the maximum number of sixes?
3. Which IPL team chased the highest runs?

ACTIVITY 2

1. Imagine you are a mathematician living in ancient Andhra Pradesh, fascinated by the intricate geometric patterns found in the architecture of temples. You want to compare it with Punjab's architectural design of the Gurudwaras and compare their architectural designs. You notice that these structures incorporate circles, triangles, and squares in their design.

- a) Choose any one temple from Andhra Pradesh and any one Gurudwara from Punjab known for its geometric design.
- b) Investigate the use of circles, triangles, and squares in the architectural layout of the temple.

ACTIVITY 3



Make the crossword here.

Across:

1. Two natural numbers are coprime if their HCF is _____.
2. A number is divisible by _____ if its ones place digit is either 5 or 0.
3. LCM of 2 and 4 is _____.
4. 1 is neither a _____ nor composite number.

Down:

5. 2 consecutive odd prime numbers are known as _____.
6. A number is divisible by _____ if the number is divisible by 2 and 3 both.
7. _____ is the only even prime numbers.
8. HCF of 7 and 28 is _____.

ACTIVITY 4

Click on the links given below and jump into the world of mathematical games:

1. <https://quizizz.com/join?gc=96762946>
2. <https://quizizz.com/join?gc=75341723>

ACTIVITY 5

FOLDABLES

A Foldable is a 3 – dimensional, interactive graphic organizer based upon the skill. Foldable will help you to organize and retain the information. You are required to make a Foldable on any topic- • WHOLE NUMBERS • FRACTIONS • INDIAN PLACE VALUE CHART • INTERNATIONAL PLACE VALUE CHART • FACTORS OF A NUMBER • MULTIPLES OF ANY NUMBER.

Visit the following site to understand the making of Foldable:

<https://www.youtube.com/watch?v=y0coeANMDZ4>

SCIENCE

ACTIVITY 1 - Food Label Redesign:

Take any packed food item that you love to eat. Find out about its nutritional information and analyze it to find out whether it is healthy or not. Justify your answer with reasons. Now, redesign its food label by using any digital software (MS Paint, Canva or any other software) to make it more informative and user-friendly. You can incorporate visual elements, color-coding, and simplified language to help consumers easily understand the nutritional content of packaged foods and make healthier choices. (Take a print out and paste it in your scrap file).

OR

ACTIVITY 1 - Healthy Eating Comic Strip:

Create a comic strip on an A3 size sheet that tells a story about the importance of healthy eating habits. You can use characters and dialogue to illustrate common scenarios related to food choices, portion sizes, and balanced nutrition, making the information engaging and relatable.

ACTIVITY 2: Magnetic Maze:

Build a maze using cardboard and magnets. Place metal objects as obstacles within the maze. Use a magnetic wand to navigate a metal ball through the maze without touching the obstacles. You can use waste material to make the obstacle path creative.

ACTIVITY 3: Make a Digital Herbarium

Collect information about flora found in Andhra Pradesh. Make a PowerPoint presentation of 2 slides – one for each plant. Insert a picture of the plant, classify it as a herb, shrub or tree, flowering or non-flowering, type of leaf venation and root structure. Also, identify the shape of the leaf and insert a picture of its leaf/flower etc. You can list advantages of the plant, if any. Share the PPT on the following mail id- priyanka.sharma@newchd.bhavanhd.com

ACTIVITY 4: Let's sort materials around us!

You come across different materials in and around your home. Classify and sort two materials each in a cardboard box (an old sweets box) on the basis of the properties given below:

- a) Transparency
- b) Lustre
- c) Shape
- d) Solubility
- e) Hardness

SOCIAL SCIENCE

ACTIVITY 1 (KALAMKARI PAINTING)



Kalamkari is a type of hand-painted cotton textile produced in the Indian state of Andhra Pradesh. Only natural dyes are used in Kalamkari, which involves twenty-three steps. There are two distinctive styles of Kalamkari art in India – Machilipatnam style and Srikalahasti style.

Pedana Kalamkari also known as Machilipatnam style of Kalamkari work which involves vegetable dyed block-painting of a fabric. It is produced at Pedana a nearby town of Machilipatnam in Krishna district of the Indian state of Andhra

Pradesh.

The Srikalahasti style of Kalamkari, where the "kalam" or pen is used for freehand drawing of the subject and filling in the colors, is entirely hand worked. This style flourished in temples centered on creating unique religious identities, appearing on scrolls, temple hangings, chariot banners as well as depictions of deities and scenes taken from the Hindu epics (e.g. Ramayana, Mahabharata and Purana).

Make a Kalamkari style of painting on a cotton cloth.

LINK: www.youtube.com/watch?v=B3o4P4zr9rk

ACTIVITY 2: HUMAN DIVERSITY

Make a PowerPoint Presentation on Andhra Pradesh of not more than ten slides which should include the following:

- 1) Location the state on a political map of India.
- 2) Write 2/3 sentences and paste pictures about each of the following:
 - The traditional dress for men and women
 - Most popular food
 - Main economic activity
 - Religious composition and Culture/ festivals
 - Places of interest

Share the PPT on the following mail id- amandeep@newchd.bhavanhd.com

COMPUTERS

(a) Create a comparison chart of four popular social networking platforms: Twitter, Facebook, Quora, and YouTube. Each platform should be represented with an icon and accompanied by a description of its primary purpose. Highlight the characteristics of each platform, including key features and user interaction methods.

(b) Make a Chart (Size- A4 sheet) on Brush tools used in Krita. Draw the icon of the tool and explain its importance.

ART & CRAFT

Integrated Activities

- Draw and colour your living room from 2 different perspectives (views). (Sheet size A4)
- Draw and Colour showing yourself standing in front of Undavalli Cave Temple (Amaravati, Andhra Pradesh) (Sheet size A3)
- 2 Different human sketches from daily life of Andhra people. (Sheet size A4)



Craft- Zentangle Art showing tourist places of Andhra Pradesh and Chandigarh (Sheet size A3).

LIBRARY

Write a book report or summary of the given storybook:

