



**BHAVAN VIDYALAYA,
NEW CHANDIGARH**

**HOLIDAY
PRACTICE WORK**

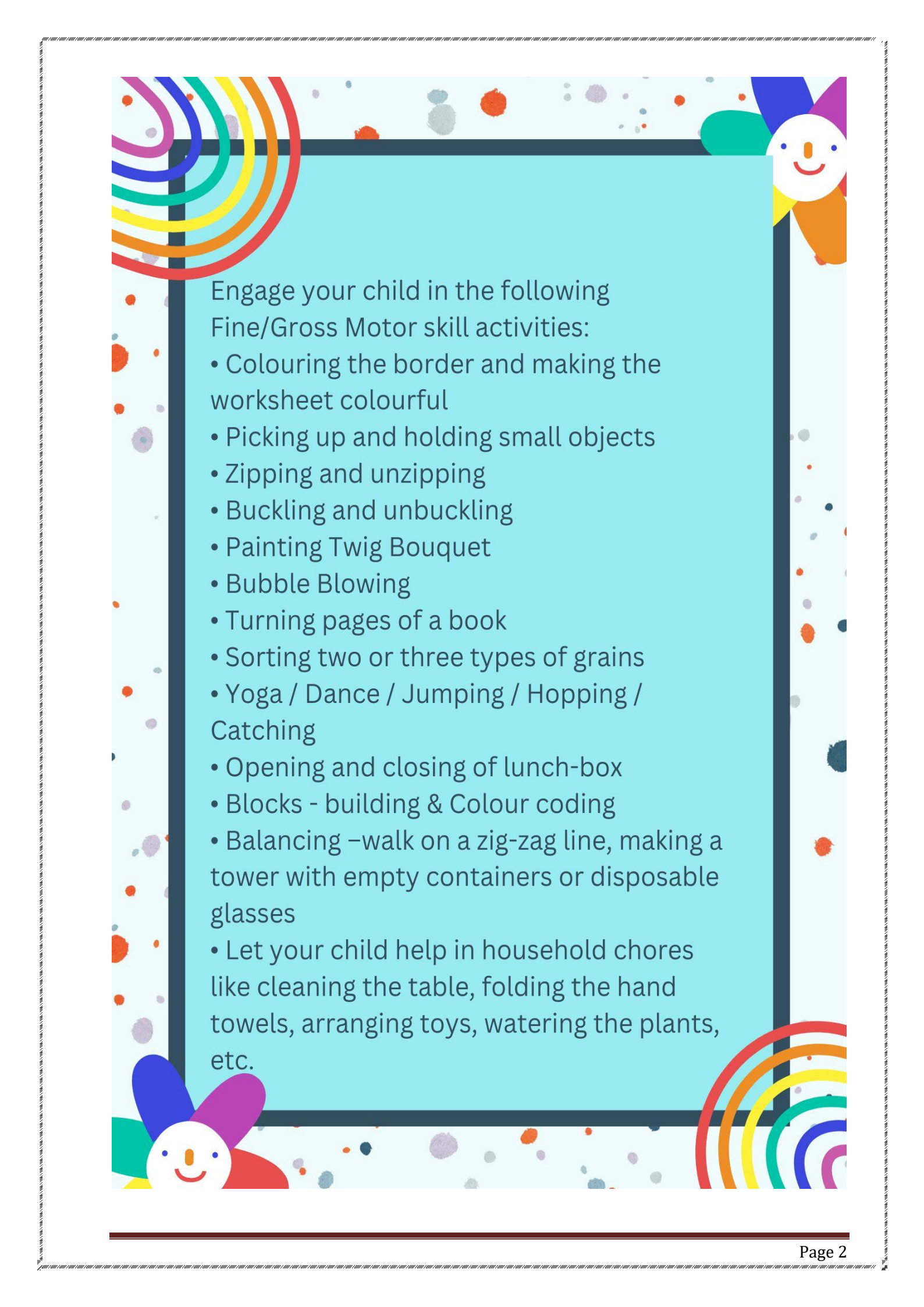
FOR TODDLERS

SESSION 2024-25




.NAME _____






Engage your child in the following
Fine/Gross Motor skill activities:


- Colouring the border and making the worksheet colourful
- Picking up and holding small objects
- Zipping and unzipping
- Buckling and unbuckling
- Painting Twig Bouquet
- Bubble Blowing
- Turning pages of a book
- Sorting two or three types of grains
- Yoga / Dance / Jumping / Hopping / Catching
- Opening and closing of lunch-box
- Blocks - building & Colour coding
- Balancing –walk on a zig-zag line, making a tower with empty containers or disposable glasses
- Let your child help in household chores like cleaning the table, folding the hand towels, arranging toys, watering the plants, etc.



- Colour the fish with thumb painting using water-colours of your choice.



- Paper -Tearing and Pasting activity.Decorate the peacock with newspaper or coloured paper pieces of your choice .




➤ Colour the bell pepper using green colour.



➤ Colour the cake with choice of your crayon and decorate it.





My Special Day with DAD - As a Little Chef

"Father's Day Sunday ,16 June 2024"

"My Dad is so special, he is strong and smart, That's why I love him so with all my little heart!!

Happy Father's Day!!"

Fun Activity with Dad:- Make Mango Popsicles (Chuski)



How to make it?

Ingredients:

- One ripe Mango, Two table spoons dry milk powder, sugar powder (if required) .

Steps:


Peel the mango, cut into small pieces Add dry milk powder to it and mix well and grind to extract as pulp and sieve it.

Add sugar powder, dry chopped nuts & seeds (if required).

Mix and pour in kulfi moulds.

Freeze for at least 4 hours and it is ready to serve ...

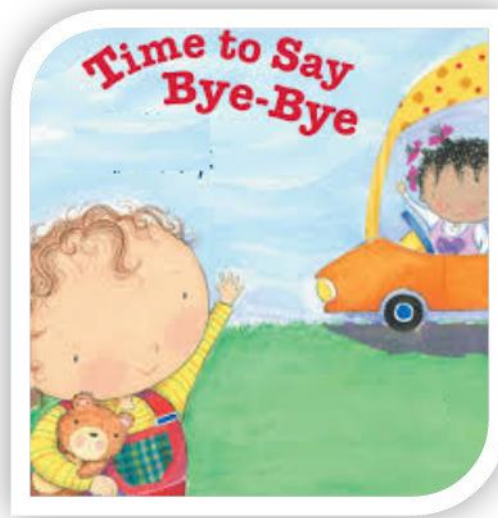
- *Enjoy the mouth-watering chuski with your Dad and have fun!!*



How to submit the Fun Activities

“Paper Bag” Help your child to make an attractive handmade bag with an old newspaper or magazine. Decorate it and write the name, class of your child. Keep all the activities in it and submit the same on 10th July 2024

Wishing you all happy times together!!



SEE YOU ON MONDAY 8th JULY, 2024

