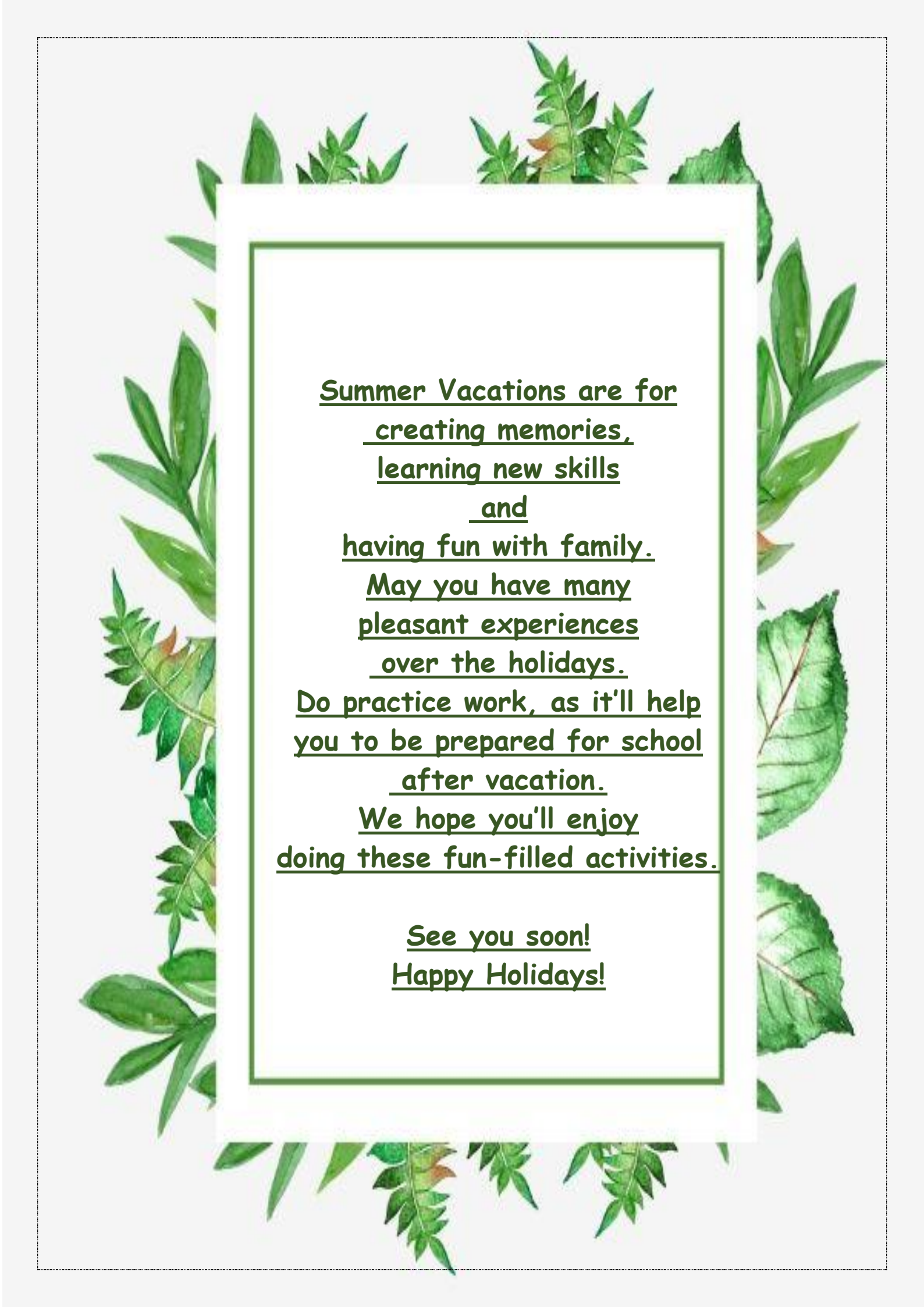


Bhavan Vidyalaya Junior  
Holiday Assignment  
Kindergarten  
(Session-2024-25)

SUMMER





Summer Vacations are for  
creating memories,  
learning new skills  
and  
having fun with family.

May you have many  
pleasant experiences  
over the holidays.

Do practice work, as it'll help  
you to be prepared for school  
after vacation.

We hope you'll enjoy  
doing these fun-filled activities.



See you soon!  
Happy Holidays!






Dear Parents,

Please take note of the following instructions with regard to the Holiday Practice Work.

- 
- 
- All the written work for English, Hindi and Math's has to be done in the 3 in 1 notebook.
  - All the Art and Craft work to be done in the drawing book/ drawing sheet.
  - Sample pictures are shared for your reference. Originality is encouraged.

**English**- Rewrite the words done in Unit 1 & 2 (two times each).



**Hindi**- Write वर्णमाला 'का' से 'हा' (two times). Revise two and three letter words done in the class and write it once in the notebook.

**Math**- Write Counting 101 to 150 twice in the notebook.







# Colors Word Search

G R E A Y B L O C S W O W H I  
L B R E R E W Y R P P Y H O T  
B A L F E P L O W A I E T R E  
R B W A X G I L O B N L Y E D  
U B C D C R T P U R P L E N B  
W Y L L P K E L L O U O G E R  
P O G U C W L L O W L W R G A  
U G R E E N G E S N E O E F D  
P R E A B L E U V U E B A G O  
R E V S N B L A P I K E R S W  
E O R I N G E D I F R E G R N  
L R A B R U E S N L L E C K S  
Y E L L A W H I K O W M D S T  
O L W H I T E G R A N D E N S  
P U P P L E R B R A W S T H D

BLACK  
BLUE  
BROWN  
GREEN  
ORANGE

PINK  
PURPLE  
RED  
WHITE  
YELLOW

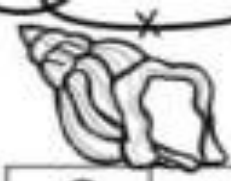





# ABC



## Sight Word Word Searches



f	w	b	g	t	w	a	s
w	h	a	t	v	a	x	c
i	o	w	v	g	n	c	u
l	s	w	e	n	t	a	n
l	x	i	c	j	g	m	d
v	c	t	m	y	y	e	e
g	v	h	n	e	n	m	r
w	e	l	l	s	o	o	n



what  
with  
was  
came

who  
yes  
well  
under

will  
want  
went  
soon



Match each picture with the correct word.



dill

well

grill

roll

skull

stall

smell

doll

bull

fall




Type the words in their rhyming groups.

-all	-ell	-ill	-oll	-ull
1.	1.	1.	1.	1.
2.	2.	2.	2.	2.




**Patterns**-Draw and colour the next expression and complete the patterns.


1.




2.




3.



4.



5.






**Math-** Take a print out of this picture and complete the missing numbers.

START	START	START	START	START
101	111	121	131	141
			132	
	115			145
		127		
				148
109				















Take a printout of the picture, solve the addition sums and color the balloons yellow that add up to 8 and rest of the balloons with orange colour. Paste the worksheet in your notebook.









**SUDOKU**-Take a printout of the picture, solve the SUDOKU by pasting the correct picture in the empty box. Paste the worksheet in your notebook.

## SUDOKU FOR KIDS

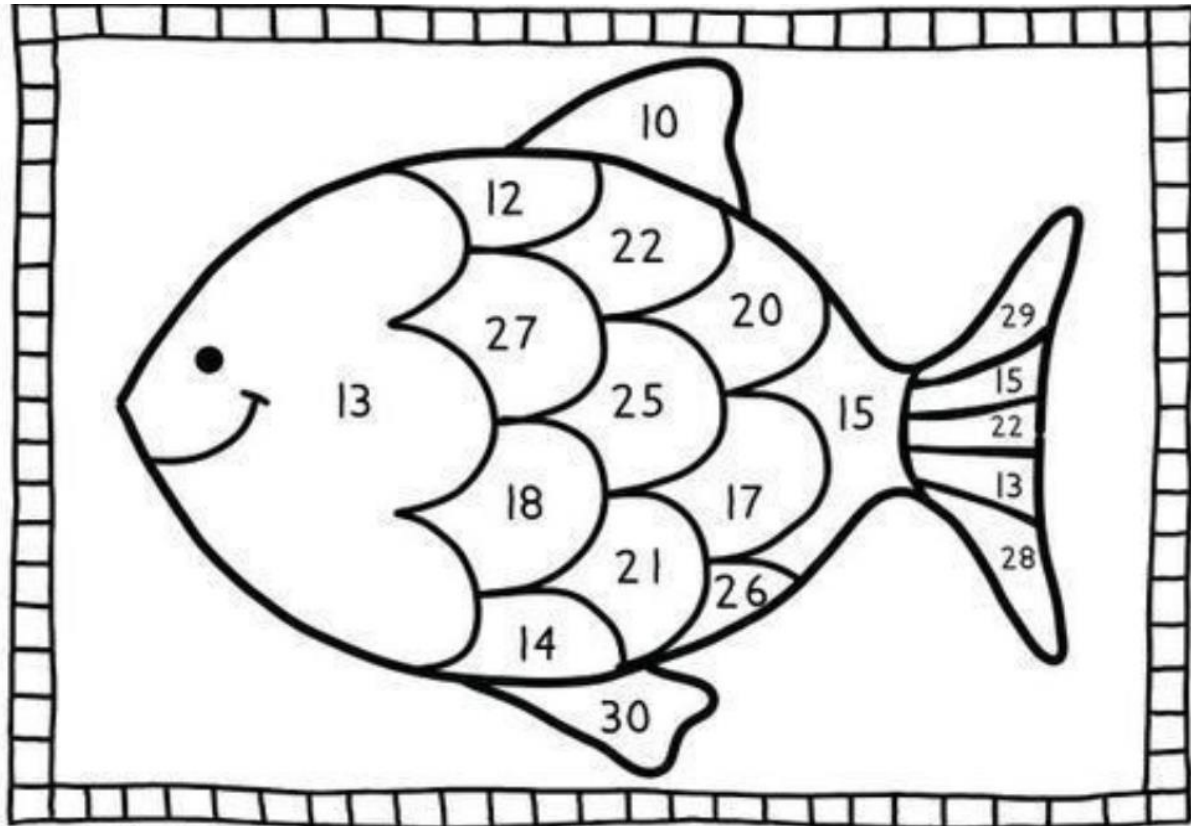


---

			
---	---	--	---

## Add and Shade

Take a printout of the picture, solve the addition sums and color the picture with the number scheme provided. Paste the worksheet in your notebook.



red	yellow	green	purple
$6+6=$ <input type="text"/>	$10+3=$ <input type="text"/>	$17+4=$ <input type="text"/>	$6+4=$ <input type="text"/>
$10+5=$ <input type="text"/>	$11+6=$ <input type="text"/>	$12+10=$ <input type="text"/>	$15+15=$ <input type="text"/>
$7+7=$ <input type="text"/>	$13+7=$ <input type="text"/>	$9+9=$ <input type="text"/>	$25+4=$ <input type="text"/>
$15+10=$ <input type="text"/>	$18+9=$ <input type="text"/>	$22+4=$ <input type="text"/>	$15+13=$ <input type="text"/>





# Complete the given worksheets and make words!

## वर्ग-पहेली



घ र



प



घ



र



ल



ब



श त



ल



व



अ ग



छ



ल

घ + र = घर



ब + स =



क + म + ल = कमल



प + ढ =



स + इ + क =



द + स =

10

म + ट + र =



न + ल =



ब + त + ख =



ध + न =



श + ह + द =



ज + ल =



न + म + क =



फ + ल =



भ + व + न =




प + द + क =




आ की मात्रा – सही शब्द पर गोला लगाओ

	माल	खाल	दाल
	बाट	नाक	खाट
	गाल	जाल	ताल
	हाल	ढाल	काल
	तारा	मारा	हारा
	भाव	नाव	राम






पढ़ो व समझो



आ की मात्रा




8



आठ

छाता

नाक



जाला

गमला

घास

चार

राग

जाल

नाम

राजा

चावल

सात

बाग

बाल

दाम

बाजा

गाजर

खान

साग

दाल

काम

धागा

आदत

दान

माल

खाल

साल

भागा

अचार

मान

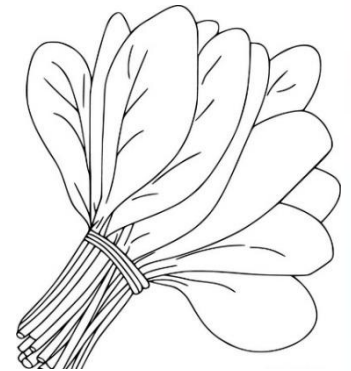


लाल

चाल

काल

जागा

अनार



Life skills enable individuals to handle the challenges and demands of daily life effectively thereby helping the child to become confident and independent in life. These are not only practical but also essential for personal growth, social interactions, and success in life. Encourage your ward to do the following activities:



**Fold your clothes**



**Tie your shoelaces**



**Dress and undress yourself**



**Make your bed**

**Tidy your room and toys**



**Arrange your books**





दिए गए अंकों के आधार पर शब्द लिखिए और रंग भरें।



1	2	3	4	5	6	7	8
रा	त	ला	म	हा	बा	थ	श



## Reading is Fun!

Read bed time stories with vivid illustrations to your child. This will help in improving their vocabulary and imagination.

For example:




1. Peppa Pig Series
2. Bruno series
3. The very hungry caterpillar
4. No David
5. What the Lady bird Heard
6. The Magic Paintbrush
7. Giraffes can't dance



**Art Integrated Activities** - Time for messy table with colours:  
Get creative at home with crayons, paints, and paper. Make art or  
crafts together using recycled materials.

**Learn to draw any ten things with thumb painting on a drawing sheet.**



Hand/finger/stick puppet- make two puppets by using any of these techniques and prepare for show and tell activity with these to be conducted after vacation.





## Environmental Sensitivity Activities
















Nature Walks improve concentration and focus in children as well as creativity. Kindly take your child for a stroll around the park or a garden. Show them birds, flowers and trees while enjoying snacks.

In this activity your child will learn to focus and enhance their observation skills.

### Nature Walk!



Tick mark the things that you find during your nature walks.

 dirt <input type="checkbox"/>	 leaf <input type="checkbox"/>	 flower <input type="checkbox"/>
 spider <input type="checkbox"/>	 butterfly <input type="checkbox"/>	 mushroom <input type="checkbox"/>
 worm <input type="checkbox"/>	 bird <input type="checkbox"/>	 ant <input type="checkbox"/>
 bee <input type="checkbox"/>	 squirrel <input type="checkbox"/>	 sprout <input type="checkbox"/>
 tree <input type="checkbox"/>	 cloud <input type="checkbox"/>	 grass <input type="checkbox"/>

During your **Nature Walk** you can collect small things, like different leaves, pebbles and feathers to create best out of waste crafts by pasting on a plain A-4 sheet.

Dive into a world of creativity with a paper weight activity by using pebbles/stone or create a leaf pattern art with the collected materials.

[Click a photo of your child doing this and submit it after the vacation along with the craft activity being done.](#)

