


BHAVAN VIDYALAYA SCHOOL, CHANDIGARH  
HOLIDAYS HOMEWORK – CLASS 1



NAME : \_\_\_\_\_

SECTION : \_\_\_\_\_

**Dear Parents,**

***Warm greetings.***

First and foremost, we wish to express our gratitude for your ongoing support. Our students have really worked hard throughout the last session and they are looking forward to the pleasures which a summer break brings.

We wanted to take a moment to touch base with you regarding some important aspects to consider during this time. It is crucial to ensure that students have a balance of relaxation and engagement throughout the break. Our students will spend around one and a half months with you and we want you to encourage activities that stimulate their mind, body and creativity. The Holiday Homework has been designed keeping in view the same spirit and also on the basis of the CBSE guidelines.

**We would like your co-operation in the following areas:**

**Outdoor Activities:**

- Please take them to Kissan Mandi or Green vendors for purchase of vegetables and fruits and explain to them how to look for fresh and ripe products.
- Try going out for a walk at least 2-3 times a week.
- Hiking, biking, swimming or even gardening will be useful for them to connect with nature..

**Family Time:**

- Please spend some time looking at old photographs /videos and enjoy the nostalgic trip down memory lane. Such activities help in bonding the family together.
- A short weekend getaway, a movie night, sharing stories about your childhood, your school, your family trips, your first jobs, etc over a picnic in the city park, balcony or terrace would be a great way to connect with your child.
- Cherish these moments of togetherness.

**Reading:**

- Encourage them to read newspapers/books.
- If possible get membership of the local library.
- It helps to improve their reading competency and boosts their creative writing and thinking skills.

**Limit Screen Time:**

- Engage them in different activities at home, e.g. Allow them to help you in cooking.
- Encourage them to spend some time with grandparents /elderly neighbours.
- Please teach them a few basic domestic chores like washing their own utensils, folding their clothes, washing their clothes, making their bed, maintaining the kitchen garden/garden .
- Let them plan the menu of at least one meal daily and encourage them to come up with the healthier options.

### **Encourage Journaling:**

- The practice of keeping a diary or journal can help them to process emotions and experiences, reduce stress and anxiety.
- It will also come handy when they prepare their portfolio ,as required by CBSE.

Let us nurture them with real knowledge which demands our time and love. We look forward to welcoming everyone back in the month of July, rested, rejuvenated, and ready for another year of learning and growth.

Hope you will have a great time together !!

Warm regards.

Bhavan Vidyalaya


Chandigarh

## Reading Activity

Books are our best friends!

Take sometime and read some of the books suggested below.

- Lady Bird Series Part I
- Aesop's Fables Series
- Roald Dahl Collection
- Maple Kids Collection of My First World Classics





### 1. Shopping time

Visit a nearby Green Grocer store with your ward. Help him/her to be familiar with different fruits and vegetables. **Draw and colour those fruits and vegetables on a A4 drawing Sheet.**

### 2. Role Play

For enhancing speaking skills and good behaviour, hold conversation sessions in the form of role-play with your ward.

- Child answering the phone.
- Attending a guest at home.

### 3. Self Help Skills

- Practice shoelace tying.
- Practice to wear clothes independently.



A. Have you visited zoo? List names of any 3 animals or birds you liked the most.



Animals	Birds
1.	1.
2.	2.
3.	3.

B. Make a face-mask of any animal following the instructions given on the page no 107 – 108 of the English course book. After summer break the mask will be submitted to subject teacher.

Fill in the blanks with the letters given below to make new words:

Oo

1. Room
2. t \_\_\_\_ l
3. p \_\_\_\_ l
4. st \_\_\_\_ l
5. br \_\_\_\_ m

ang

1. bang
2. s \_\_\_\_
3. r \_\_\_\_
4. h \_\_\_\_
5. g \_\_\_\_

th

1. this
2. \_\_\_\_at
3. \_\_\_\_ese
4. \_\_\_\_ose
5. \_\_\_\_ere

Wh

1. Whip
2. \_\_\_\_en
3. \_\_\_\_ere
4. \_\_\_\_y
5. \_\_\_\_at

ing

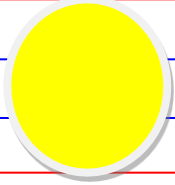
1. sing
2. r \_\_\_\_
3. str \_\_\_\_
4. br \_\_\_\_
5. k \_\_\_\_

ch

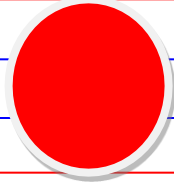
1. chick
2. \_\_\_\_ain
3. \_\_\_\_alk
4. \_\_\_\_lrp
5. \_\_\_\_at

Draw and write the names of colour in **Hindi** and **English** in your English notebook.

1.



2.




English Name

Blank writing area for the English name of the yellow color, consisting of three horizontal lines (top red, middle blue, bottom red).


Hindi Name

Blank writing area for the Hindi name of the yellow color, consisting of three horizontal lines (top red, middle blue, bottom red).

3.



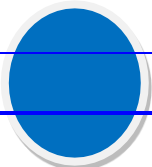
4.



Blank writing area for the English name of the black color, consisting of three horizontal lines (top red, middle blue, bottom red).

Blank writing area for the Hindi name of the black color, consisting of three horizontal lines (top red, middle blue, bottom red).

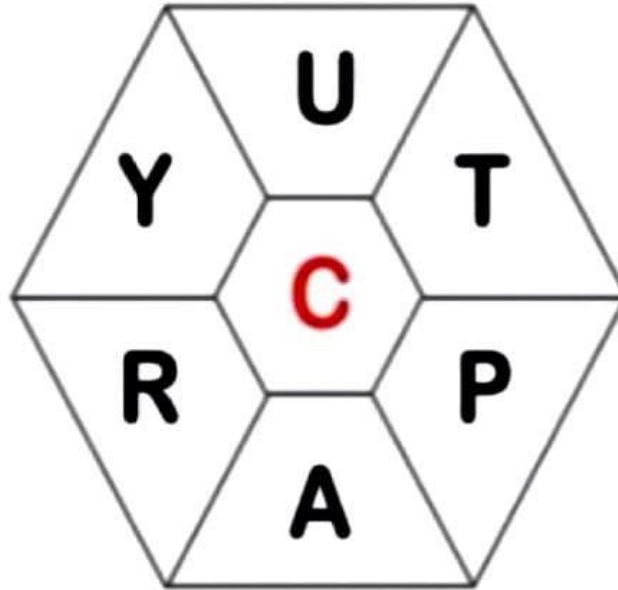
5.



Blank writing area for the English name of the blue color, consisting of three horizontal lines (top red, middle blue, bottom red).



A) Make a new word by combining the letters in the hexagon.  
The central red letter should be kept common every time



--	--	--

--	--	--

--	--	--

		.
--	--	---

ABCDEFGHIJKLMNOPQRSTUVWXYZ

# READING COMPREHENSION

Read the story. Put a  mark in the correct sentence and an  mark in the incorrect sentence.

That is my friend.

His name is Ben.

He has a rose.

He will give it to his friend.



That is my friend.

His name is Ben.

His name is John.

He has roses.

He has a rose.

He will give it to his friend.

He will give it to his mom.

# चहकते उड़ते पक्षी

दिये गए चित्रों को ध्यान से देखें। फिर इन पक्षियों को शब्द-जाल में ढूँढें।

क	बू	त	र	म	ल
र	कौ	आ	जू	उ	ल्लू
तो	के	क	बा	ही	ला
ता	पा	ब	ज	ख	श
खी	मु	गी	व	य	मो
क	दा	ब	त्त	ख	र



# ढूढे मेरल जोडीदर

चित्रुं के मिलरन के लिए अलग-अलग रंगु के क्रेओन प्रयोग करो।



# अच्छी आदतें

चित्र देखो, और सही अंक भरों।





1. सही खाओ
2. ध्यान से पढ़ो
3. कसरत करो
4. रोज नहाओ
5. खेलो कूदो
6. दाँत साफ करो



# कुछ आसान शब्द

चित्रों को देख कर शब्दों को पूरा करो।

हा	
	र



	स
क	ल



का	
----	--




ई	ख
---	---

बू




# आओ रखें सफाई

● सफाई से संबंधित जो कार्य गलत हैं, उन पर (x) और सही कार्यों पर (✓) लगाइए।



# रंग भरो



पिंगु को पूरा करो फिर मनचाहा  
रंग भरो।





# अच्छी आदते










चित्र देखो, और सही अंक भरओ।














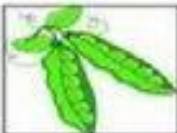




1. सही खाओ
2. ध्यान से पढ़ो
3. कसरत करो
4. रोज नहाओ
5. खेलो कूदो
6. दाँत साफ करो

# कुछ आसान शब्द

चित्रों को देख कर शब्दों को पूरा करो।


हा				
	र		स	
				
	क		ल	
			का	
			ई	ख
				बू
				

वर्ग पहली में 'अ / आ' की मात्रा से दिए चित्र देखकर उनके नाम ढूँढो और खानों में रंग भरो :-

								
	आ	द	का	ग	ज	म	ना	
	म	का	न	च	झ	व	व	
	क	ला	प	गा	ञ	र	उ	
	स	न	म	ल	भ	ष	न	
	द	ड	ट	छ	च्चा	ठ	ल	
	वा	न	र	श	व	म	ट	
	त	थ	ऋ	त	ल	वा	र	

• फूल की पंखुड़ियों में दिए शब्दों में से इ मात्रा वाले शब्द चुनो :-

शहर	खिल	तट	खटिया	भवन	हिरन	नाक	सितार
-----	-----	----	-------	-----	------	-----	-------




अपने पसंदीदा फलों के नाम हिंदी में लिखिए और फल  
चाट बनाकर अपनी तस्वीर लगाइए -




आइए जानें कौन से हैं आपके पसंदीदा फल -

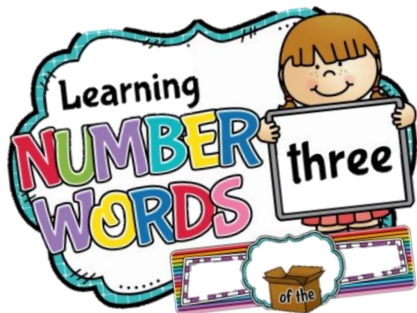
_____	_____
_____	_____
_____	_____

मेरी तस्वीर



हटाए गए रंगों के नाम के अनुसार इन गुब्बारों को सुंदर बनाइए-





### ACTIVITY 1: NUMBER WORD SEARCH

Write the numbers in the space provided. Find the number name for the written number in the word search puzzle (words only run across and down). Once you find the number, you may colour it too, using a different colour for each number.

k	e	i	g	h	t	w	s
f	i	v	e	c	h	t	e
o	f	t	w	o	r	x	v
u	a	n	i	n	e	o	e
r	o	n	t	t	e	n	n
e	s	i	x	o	w	e	n



1      2      3      4      5

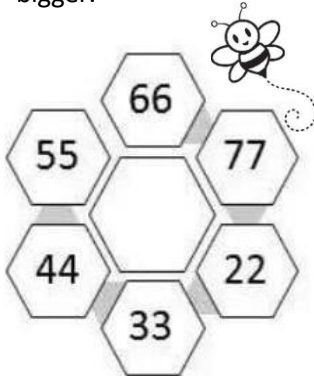
---

6      7      8      9      10

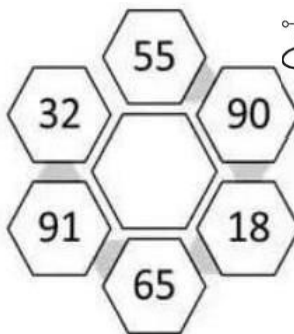
---

## ACTIVITY 2: FEED THE HUNGRY HONEY BEE

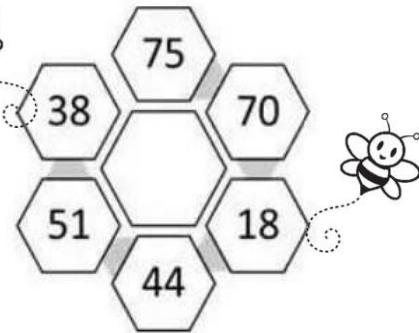
Honey bee is hungry. Help the honeybee to find the biggest number in each group. Write the biggest number in the center. You are free to colour to make the honey bee happy. As you will keep feeding honeybee with big numbers, the honeybee will also grow bigger.




A honeycomb grid with 7 cells. The numbers are: 66 (top), 55 (left), 77 (right), 44 (bottom-left), 22 (bottom-right), 33 (bottom-center). The center cell is empty. A bee is flying above the top cell.



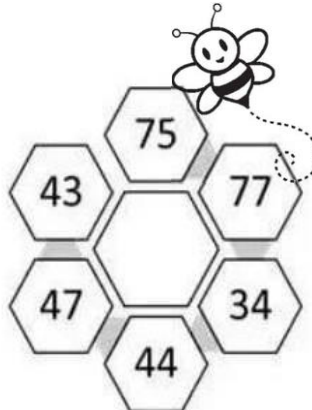
A honeycomb grid with 7 cells. The numbers are: 55 (top), 32 (left), 90 (right), 91 (bottom-left), 18 (bottom-right), 65 (bottom-center). The center cell is empty. A bee is flying above the top cell.



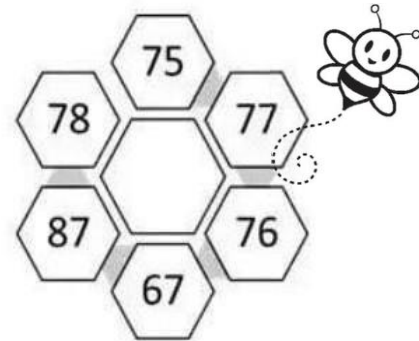
A honeycomb grid with 7 cells. The numbers are: 75 (top), 38 (left), 70 (right), 51 (bottom-left), 18 (bottom-right), 44 (bottom-center). The center cell is empty. A bee is flying to the right of the grid.



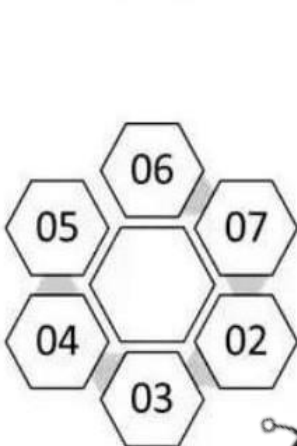
A honeycomb grid with 7 cells. The numbers are: 57 (top), 87 (left), 97 (right), 67 (bottom-left), 47 (bottom-right), 77 (bottom-center). The center cell is empty. A bee is flying to the left of the grid.




A honeycomb grid with 7 cells. The numbers are: 75 (top), 43 (left), 77 (right), 47 (bottom-left), 34 (bottom-right), 44 (bottom-center). The center cell is empty. A bee is flying above the top cell.



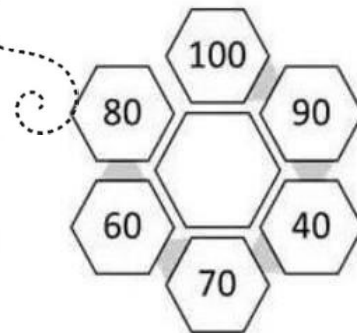
A honeycomb grid with 7 cells. The numbers are: 75 (top), 78 (left), 77 (right), 87 (bottom-left), 76 (bottom-right), 67 (bottom-center). The center cell is empty. A bee is flying to the right of the grid.




A honeycomb grid with 7 cells. The numbers are: 06 (top), 05 (left), 07 (right), 04 (bottom-left), 02 (bottom-right), 03 (bottom-center). The center cell is empty. A bee is flying above the top cell.



A honeycomb grid with 7 cells. The numbers are: 96 (top), 95 (left), 91 (right), 94 (bottom-left), 92 (bottom-right), 93 (bottom-center). The center cell is empty. A bee is flying above the top cell.



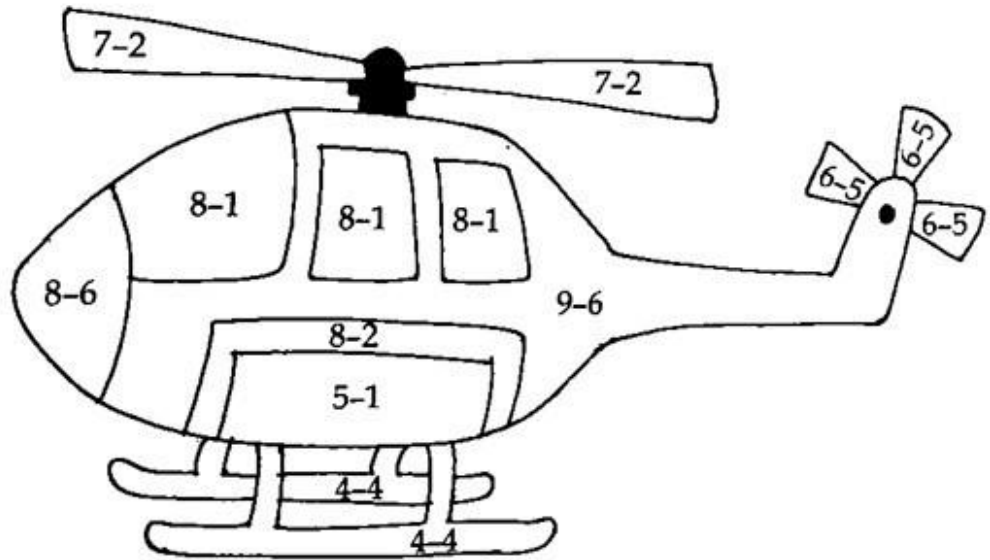
A honeycomb grid with 7 cells. The numbers are: 100 (top), 80 (left), 90 (right), 60 (bottom-left), 70 (bottom-right), 40 (bottom-center). The center cell is empty. A bee is flying to the right of the grid.



### ACTIVITY 3: FUN WITH COLOUR CODE

Subtract the numbers and colour the picture as per the colour code given

$$\begin{array}{l} 8 - 1 = \square \\ 7 - 2 = \square \\ 5 - 1 = \square \\ 9 - 6 = \square \\ 8 - 6 = \square \\ 4 - 4 = \square \\ 6 - 5 = \square \\ 8 - 2 = \square \end{array}$$



Colour Code	
5	Purple
7	Blue
1	Brown
0	Black
2	Red
4	Orange
6	green
3	Yellow





### ACTIVITY 4: PROJECT

Find the age of five elders and two young brothers or sisters. Paste their photograph also. Make a chart and answer the following questions



1. Write the ages of your elders in following form


Elder	Photo	Age				
Elder 1	<input type="text"/>	<table border="1"><tr><td>T</td><td>O</td></tr><tr><td><input type="text"/></td><td><input type="text"/></td></tr></table> Years old	T	O	<input type="text"/>	<input type="text"/>
T	O					
<input type="text"/>	<input type="text"/>					
Elder 2	<input type="text"/>	<table border="1"><tr><td>T</td><td>O</td></tr><tr><td><input type="text"/></td><td><input type="text"/></td></tr></table> Years old	T	O	<input type="text"/>	<input type="text"/>
T	O					
<input type="text"/>	<input type="text"/>					
Elder 3	<input type="text"/>	<table border="1"><tr><td>T</td><td>O</td></tr><tr><td><input type="text"/></td><td><input type="text"/></td></tr></table> Years old	T	O	<input type="text"/>	<input type="text"/>
T	O					
<input type="text"/>	<input type="text"/>					
Elder 4	<input type="text"/>	<table border="1"><tr><td>T</td><td>O</td></tr><tr><td><input type="text"/></td><td><input type="text"/></td></tr></table> Years old	T	O	<input type="text"/>	<input type="text"/>
T	O					
<input type="text"/>	<input type="text"/>					
Elder 5	<input type="text"/>	<table border="1"><tr><td>T</td><td>O</td></tr><tr><td><input type="text"/></td><td><input type="text"/></td></tr></table> Years old	T	O	<input type="text"/>	<input type="text"/>
T	O					
<input type="text"/>	<input type="text"/>					
Younger brother / sister 1	<input type="text"/>	<table border="1"><tr><td>T</td><td>O</td></tr><tr><td><input type="text"/></td><td><input type="text"/></td></tr></table> Years old	T	O	<input type="text"/>	<input type="text"/>
T	O					
<input type="text"/>	<input type="text"/>					
Younger brother / sister 2	<input type="text"/>	<table border="1"><tr><td>T</td><td>O</td></tr><tr><td><input type="text"/></td><td><input type="text"/></td></tr></table> Years old	T	O	<input type="text"/>	<input type="text"/>
T	O					
<input type="text"/>	<input type="text"/>					

2. What is the youngest one's age? \_\_\_\_\_
3. Who is the eldest one's age? \_\_\_\_\_



### ACTIVITY 5: ADDITION IS FUN

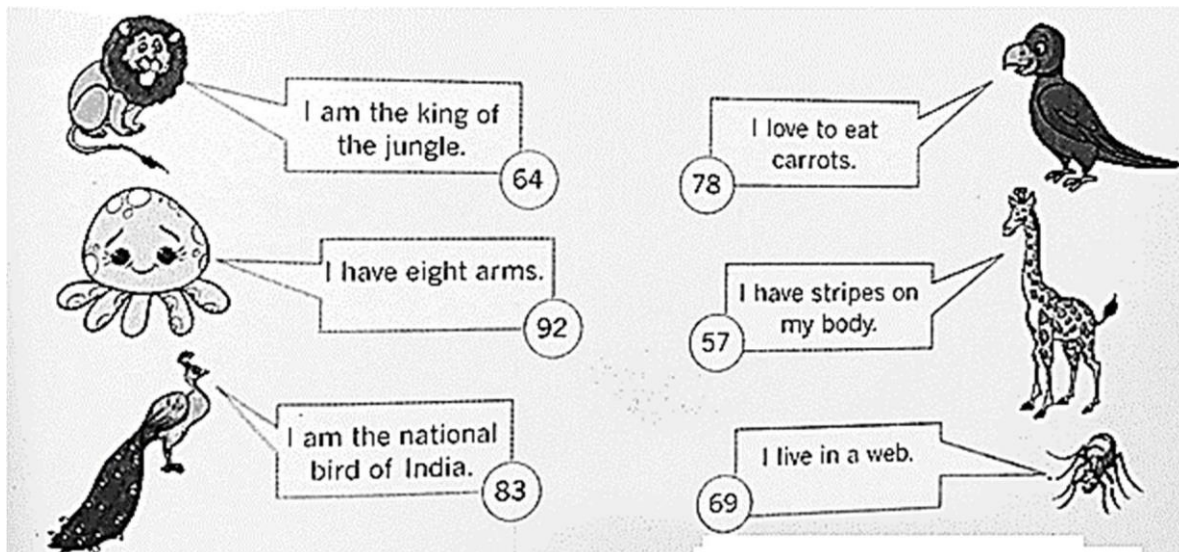
Let's add the following numbers and complete the grid.



+	1	2	3	4	5	6	7	8
1	2							
2								
3								
4								
5								
6								
7								
8								

### ACTIVITY 6: ARRANGE US IN SEQUENCE

Colour the speech bubble in yellow if the animal is showing correct. Some points are also given on every cloud.



Arrange the points on the colored clouds from smallest to the biggest.

# SUMMER HOLIDAY HOMEWORK (2024 – 25)

## SUBJECT-ART & CRAFT

### CLASS-1

Do any 5 pages from the mentioned page no-

9,10,14,25,27,33,35,44,50,55,58, in the art activity book 'Learn to Create'.

Hand impression painting with character design.

Craft using plastic bottle caps.



Sharing some references for the above craft projects.


### CLASS-2

Do any 5 pages from the mentioned page no-

10,16,18,27,31,48,49,50,51,53, in the art activity book 'Learn to Create'.

Hand print paper craft with multicolour paper cut out (Theme flora & fauna)

Button pasting craft (Theme flora & fauna)



Sharing some references for the above craft projects.

## Ek Bharat Shreshtha Bharat (Graded Activity)

The Ek Bharat Shreshtha Bharat program involves activities that aim to connect students from different states and UTs, helping them to learn about each other's cultures, languages and traditions.

UT Chandigarh is paired with the states of Tripura and Mizoram.

So, let's have a flavour of one of the dishes of Tripura that is - 'Khichuri Bhog'.

### **Activity-**

- Kindly involve your ward in the preparation of the dish, 'Khichuri Bhog' while engaging them in an informative conversation.
- Talk about the ingredients of the dish and take a picture.
- Paste the picture on an A-4 sheet and decorate it well.
- Relish 'Khichuri Bhog' together during your family-time.

## **School Magazine Calling!!!**

Dear Students

The school magazine is gearing up to showcase the creative pursuits of its talented students. Therefore, we invite the valuable entries of the students for the session 2024-25.

**You can submit:**

1. Self-composed poems, articles, stories, drawings on any topic.
2. Decent jokes and puzzles.
3. Articles (self-composed) on special days that take place throughout the year.
4. You can submit articles/poems on the following topics also:
  - ❖ Your favourite music band and why is it special to you.
  - ❖ Write an article stating some of the ways in which children can handle bullying in school. You can share a related story also.
  - ❖ Why Discipline is Critical, It Gives You Natural Power, Increases Potential.
  - ❖ An Unforgettable Act of Kindness: Write about an act of kindness that you did or was done for you.
  - ❖ Eco Warriors: Adopt a plant this summer and narrate how you felt taking care of it. (Attach related photographs)
  - ❖ Superheroes Amongst Us: Story of a person around you, who has been a real superhero.
  - ❖ Let's Play Sports: Enjoying and learning different games during vacations
  - ❖ Recycling and Upcycling projects: Any project that you took up during the vacations to recycle or upcycle. Please attach the related photographs.
  - ❖ Math Games and Puzzles
  - ❖ Innovative and Easy Kids Recipes
  - ❖ The Amazing Word of Animals: Fascinating Facts and Quiz
  - ❖ Reviews and Recommendations of Good Books

**Last Date for Submission: July 10, 2024**

**Email id for sending the content: [bvbjrmagazine@gmail.com](mailto:bvbjrmagazine@gmail.com)**

Kindly keep the following points in mind while submitting your work:

1. Content for the magazine to be emailed on the given email id only.
2. Mention name, class and section properly
3. Mail self- composed articles, poems, stories, puzzles etc. in MS Word format only along with your passport size photo.
4. All pictures and drawings should be mailed in JPEG format.
5. Only one creative work will be accepted per child.