

BHAVAN VIDYALAYA JUNIOR, CHANDIGARH

CLASS 2

HOLIDAY ASSIGNMENTS(2024-25)

NAME \_\_\_\_\_ SEC \_\_\_\_\_ ROLLNO. \_\_\_\_\_



**All play and no work makes Jack/Jill a dull  
boy/girl**

**But we don't want that!!!!**

**Vacation time should be learning time too!**

**So, we have planned interesting activities to make your Summer full of creativity.**

Dear Parents,  
Warm greetings,

First and foremost, we wish to express our gratitude for your ongoing support. Our students have really worked hard throughout the last session and they are looking forward to the pleasures which a summer break brings.

We wanted to take a moment to touch base with you regarding some important aspects to consider during this time. It is crucial to ensure that students have a balance of relaxation and engagement throughout the break. Our students will spend around one and a half months with you and we want you to encourage activities that stimulate their mind, body and creativity. The Holiday Homework has been designed keeping in view the same spirit and also on the basis of the CBSE guidelines.

We would like your co-operation in the following areas:

**Outdoor Activities:**

- Please take them to KissanMandi or Green vendors for purchase of vegetables and fruits and explain to them how to look for fresh and ripe products.
- Try going out for a walk at least 2-3 times a week.
- Hiking, biking, swimming or even gardening will be useful for them to connect with nature..

**Family Time:**

- Please spend some time looking at old photographs /videos and enjoy the nostalgic trip down memory lane. Such activities help in bonding the family together.
- A short weekend getaway, a movie night, sharing stories about your childhood, your school, your family trips, your first jobs, etc over a picnic in the city park, balcony or terrace would be a great way to connect with your child.
- Cherish these moments of togetherness.

**Reading:**

- Encourage them to read newspapers/books.
- If possible get membership of the local library.
- It helps to improve their reading competency and boosts their creative writing and thinking skills.

**Limit Screen Time:**

- Engage them in different activities at home,e.g. Allow them to help you in cooking.
- Encourage them to spend some time with grandparents /elderly neighbours.
- Please teach them a few basic domestic chores like washing their own utensils, folding their clothes, washing their clothes, making their bed, maintaining the kitchen garden/garden .
- Let them plan the menu of at least one meal daily and encourage them to come up with the healthier options.

**Encourage Journaling:**

- The practice of keeping a diary or journal can help them to process emotions and experiences, reduce stress and anxiety.
- It will also come handy when they prepare their portfolio ,as required by CBSE.

Let us nurture them with real knowledge which demands our time and love.We look forward to welcoming everyone back in the month of July,rested,rejuvenated, and ready for another year of learning and growth.

Hope you will have a great time together!


Warm regards.

Bhavan Vidyalaya  
Chandigarh



**HOLIDAY HOMEWORK(2024-25)**

**CLASS-2**



**ENGLISH**

1. You can enjoy various activities at home by clicking on the following link:

<https://pschool.in/>

2. Revise all the work done till now.

3. Make a book following the instructions given on pg no.118-119 of the English Course Book. Then write the following in the handmade book.

- The book I read
- 3 good habits I inculcated.
- The place/places I visited.
- Any new dish I learnt this Summer.

(After the Summer break the book will be submitted to the Subject Teacher.)

4. Kindly do the attached worksheets.

**HINDI**

1. Revise all the work done till date.


2. Kindly do the attached work sheets.

3. बंदर,शेर या भालू का मुखौटा बनाए(given on page31 of your coursebook)

**MATHS**

1. Revise all the work done in Class.

2. Write counting 1-10 in Hindi and circle the even numbers.



## Find the treasure by following the directions given

1. Start the ship.	8. Go to the den then take a right.
2. Go down to the lake.	9. Reach the circle of pine.
3. Anchor your ship near the deck.	10. Walk down three steps.
4. Walk down straight from the deck.	11. Reach the third pine tree on the right.
5. Take a right at the tree.	12. Take two jumps and reach the half log in the ground. Mark 'X' on the log. <b>THERE IS YOUR TREASURE!</b>
6. Jump over the three stones to reach	
7. Climb and walk over the log to cross the river.	

↑ up



← left

→ right

↓ down



**Read the short story. Underline all the words that have 'sh' with a red colour crayon :**

Sharan made a paper ship. He named it Shawn. He wanted to make a short route for Shawn's voyage. He went to a shop. He bought some shells and brush. He paid in cash to the shopkeeper. The shopkeeper took a small flag from the shelf and gave it for his ship. He saw his watch and began to rush. He ran home and wore a beach shirt. He took a tub and grabbed some paint and a brush. He coloured it blue. Then he poured some water in it. He scattered the sand and some squish- squish toys. He brought some shells and let Shawn take its first voyage in bright sunlight. He sat in the sun, had some fun. Shawn made its first short voyage. Sharan finished his fish and chips. The show was over in a flash and splash.

**Can you guess the names of the birds in the clues.**

1.This bird is black and likes to caw,

It rhymes with the word's now.

\_\_\_\_\_

2.This bird is small and brown and likes to hop.

It rhymes with the word 'barrow'.\_\_\_\_\_

3.This bird is red and sings a cheerful song.

4.It rhymes with the word 'goblin'.\_\_\_\_\_

5.This bird is green and can mimic human speech. It rhymes with the word 'carrot'.\_\_\_\_\_

6.This bird is brown and has a hooting sound. It rhymes with the word 'foul'.\_\_\_\_\_



**With the help of either sponged abbing or thumb printing colour the bird using your imagination and creativity :**







Create your own Noun Town in a scrap book. Students can draw/paste the nouns on it and label all the nouns and can list common and proper nouns. Reference picture is given below.



### Sentence Writing

- Write the words from the box in the correct order to make a meaning full sentences. Remember to use capital letters, question marks and full stops.

## SENTENCE BUILDING



**WORD BANK**

They    camera

  a red bike

got    My dog

She has got

  ball    He has

have got    has got


  a big bone

  a yellow

      a new

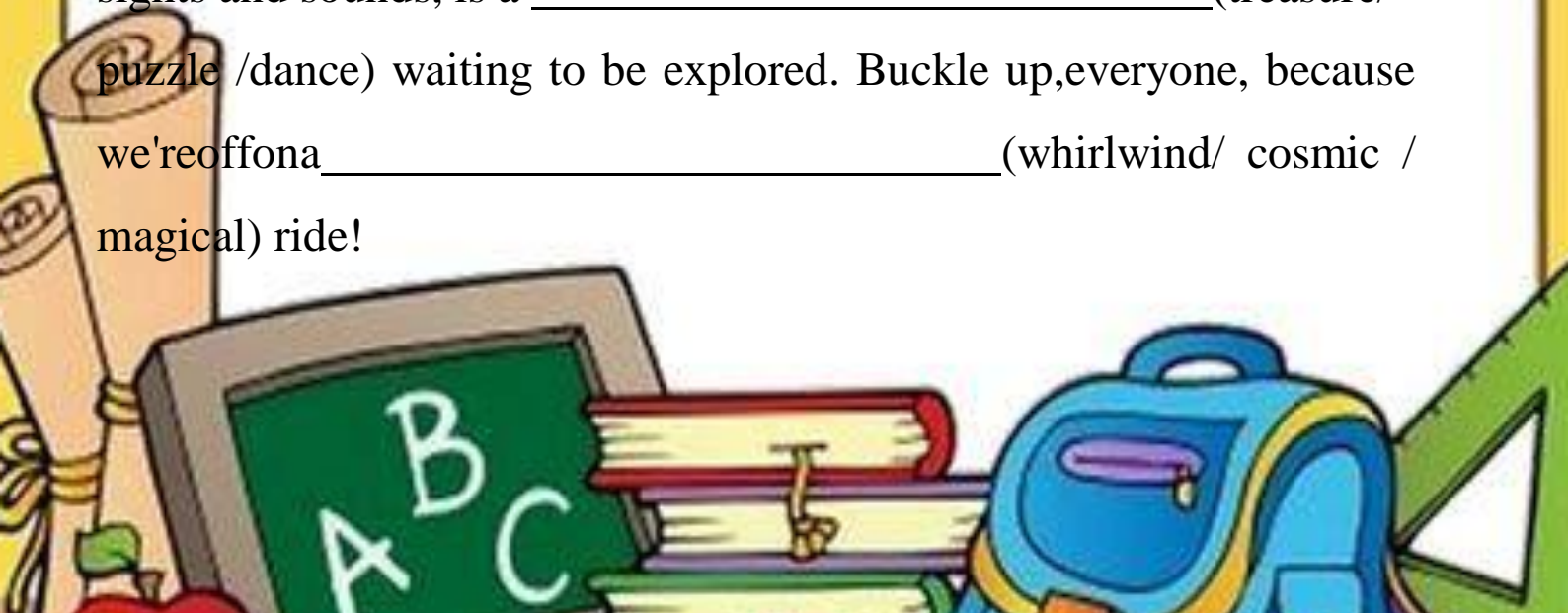


**Fill in the blanks to complete the paragraph about a train journey. Choose the correct word from the given option**




Choochoo! All aboard the \_\_\_\_\_ (train / airplane/spaceship)! My \_\_\_\_\_ (heart/ toes/ ears) tingle with excitement as I climb through the \_\_\_\_\_ (door hatch/ tunnel). Sunlight streams through the \_\_\_\_\_ (windows/ porthole/bubble), painting squares of gold on the plush \_\_\_\_\_ (seats/hammock/zero-gravitypod).

The friendly \_\_\_\_\_ (conductor/ flight attendant/robotpilot) greet us with a smile. I peek at my \_\_\_\_\_ (book/ tablet/ star chart), Imagining the adventures that await at the next stop. This journey, filled with new sights and sounds, is a \_\_\_\_\_ (treasure/ puzzle /dance) waiting to be explored. Buckle up, everyone, because we're off on a \_\_\_\_\_ (whirlwind/ cosmic / magical) ride!



Find the words in word search box and write them under the pictures.



f	c	a	r	g	l	z	m	p
d	a	b	i	c	y	c	l	e
P	t	b	u	s	x	m	q	r
m	o	t	o	r	b	i	k	e
e	g	i	k	m	t	a	x	i
l	o	r	r	y	n	p	r	t
h	u	j	s	v	f	v	a	n
y	t	r	a	m	x	o	l	m

Match the words with the picture. Then colour the shapes.

A Red triangle

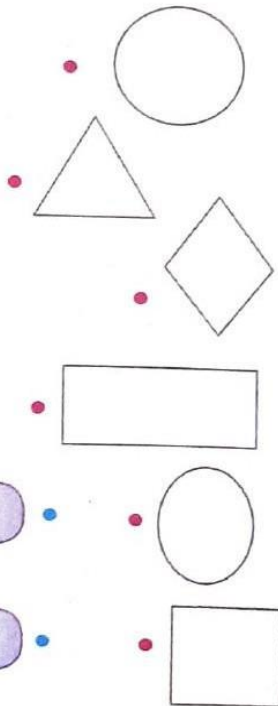
A Blue Circle

A Pink Oval

A Green Square

A Yellow Rectangle

A Purple Diamond



Put the words in the right order. One has been done for you.

1. mice cats chase  
Cats chase mice.

2. chase dogs cats

3. make bees honey

4. milk drink babies

5. eat worms birds



## क्लोज़ पैसेज (Cloze Passage)

दोस्त	छोटी-सी	खेलने	शरारती
कुत्ता	खतरनाक	चालाकी	वफादारी
खेलते	बिल्ली	प्यारा-सा	मस्ती

### बिल्ली □□ कुत्ते की दोस्ती

एक गली में एक \_\_\_\_\_ बिल्ली और \_\_\_\_\_ कुत्ता रहते थे।

दोना बहुत अच्छे \_\_\_\_\_ थे। रोज़ वे साथ में \_\_\_\_\_ और \_\_\_\_\_

करते थे। \_\_\_\_\_ चालाक और \_\_\_\_\_ थी, जबकि \_\_\_\_\_

वफादार और खुश मज़ाज था। एक दिन, वे एक साथ बाहर खेल रहे

थे, तभी एक \_\_\_\_\_ कुत्तेने उन्हें घेर लिया। बिल्ली की \_\_\_\_\_

और कुत्तेकी \_\_\_\_\_ ने मिलकर उन्हें बचा लिया। और वे

फिर से साथ में \_\_\_\_\_ लगे।

## शुद्ध वाक्य बनाइए।

नीचे दिए गए शब्दों को सही क्रम में रखकर शुद्ध वाक्य बनाइए।

Make correct sentences by placing the words given below in the correct order.

1. सब्ज़ी / की / बहुत / है / दुकान / में / भीड़ ।

-----

2. पंख / के / रंगीन / मोर / होते / हैं

-----

3. आज / मेहमान / घर / है / पर / आ / रहें

-----

4. जलेबी / पसंद / मुझे / है / खाने / में / बहुत

-----

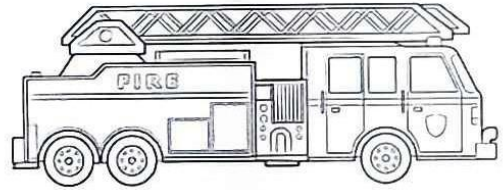
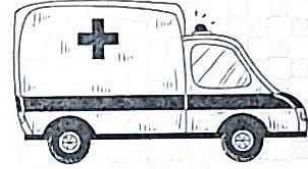
5. सारे / बच्चे / खेल / मज़े / से / रहे / हैं

-----


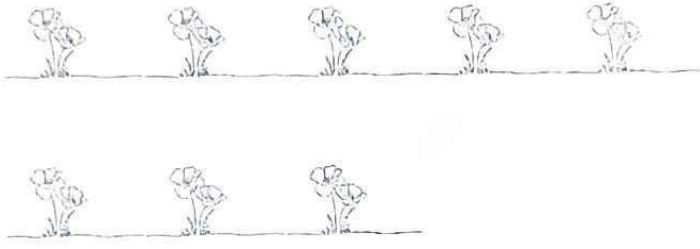



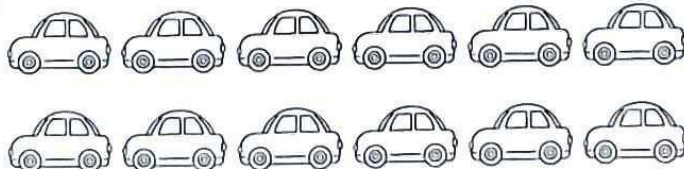


## घबराना मत

विपरीत परिस्थितियों में प्रयुक्त होने वाले नंबरों को अपने माता-पिता से पूछ कर लिखें.



नीचे दिए गए चित्रों को अपना मनपसंद रंग भरकर उसका नाम लिखें और गिनकर अंकों को शब्दों में लिखें।

	रंग का नाम	अंक (शब्दों में)
		
		
		
		
		
		



**नीचे दी कहानी को पढ़ कर प्रश्नों के उत्तर दीजिए।**

गर्मी का मौसम था। एक कबूतर था जो हमेशा खुश रहता था। गर्मी के दिनों में सभी झीलों और तालाब भीषण गर्मी के कारण सूख गए थे। कबूतर बहुत प्यासा था और पानी के लिए बेताब था लेकिन कहीं भी पानी नहीं मिल रहा था। उसने एक दीवार पर पानी के गिलास का चित्र देखा चित्र देखकर वह दीवार के पास ने आया। कबूतर ने सोचा कि ये चित्र असली है और अपनी पूरी ताकत के साथ उस पर टूट पड़ा। वह दीवार से टकरा गया और उसके पंख टूट गए। और वह भूमि पर गिर पड़ा और वहीं असहाय पड़ा रहा। कुछ देर बाद वहां से गुजर रहे एक व्यक्ति ने घायल कबूतर को पकड़ लिया।

**प्रश्न 1 किस पक्षी को पानी की प्यास लगी थी?**

उत्तर-

**प्रश्न 2. गर्मी की वजह से क्या सूख गए थे ?**

उत्तर-

**प्रश्न 3 कबूतर को किसने पकड़ लिया ?**


उत्तर-

**प्रश्न 4 विलोम शब्द लिखिए ।**

1.सरदी- \_\_\_\_\_

2. दूर - \_\_\_\_\_

**प्रश्न 5 चित्र में रंग भरिए ।**



## कुछ खेले



नाम :

1. फूलों के नाम छांट कर लिखो

पा	रि	जा	त	ल
मे	गु	फ	म	च
कि	ला	क	सा	मे
श	ब	दा	लि	ली
ज्ञ	गें	कु	सु	म

1. \_\_\_\_\_

2. \_\_\_\_\_

3. \_\_\_\_\_

4. \_\_\_\_\_

5. \_\_\_\_\_

6. \_\_\_\_\_

2. जानवरों के नाम छांट कर लिखो

म	गा	य	सु	भा
ब	कु	ज्ञ	ट	लू
गि	बं	लि	गि	डा
मे	द	का	र	भि
शे	र	छ	गि	लू

1. \_\_\_\_\_

2. \_\_\_\_\_


3. \_\_\_\_\_

4. \_\_\_\_\_

5. \_\_\_\_\_



अपने मनपसंद त्योहार का चित्र बना कर उसपर पाँच पंक्तियाँ लिखिए।



---

---

---

---

---

---

---

---

---

---

## चित्र वर्णन(Picture Description)



चित्र देख कर नीचे दिए गए वाक्य पूर्ण करे।

(खेल छः दो लड़का - लड़की तीन)

१. ऊपर दिए गए चित्र में बच्चे \_\_\_\_\_ रहें हैं।
२. चित्र में कुल \_\_\_\_\_ बच्चें है।
३. चित्र में \_\_\_\_\_ बच्चें झूला झूल रहे हैं।
४. एक \_\_\_\_\_ और एक \_\_\_\_\_ फुटबॉल खेल रहें हैं।
५. चित्र में कुल \_\_\_\_\_ बड़े पेड़ हैं।

# मेरा परिचय

मेरा

पसंदीदा  
शब्द

“ ”



मेरे पसंदीदा जानवर




मेरा जन्मदिनांक

MONTH DAY



मेरी तस्वीर

मेरा पसंदीदा  
**School**  
विषय



मेरा पसंदीदा खाना



मुझे किससे खुशी मिलती है

\_\_\_\_\_



मेरे  
दोस्त



मुझे जो भयभीत करता है



\_\_\_\_\_

पसंदीदा घूमने  
की जगह



अगर मेरे  
पास जादू  
की छड़ी होती

मेरा खज़ाना





## चित्र लेखन

चित्र के अनुसार कहानी का शीर्षक और कहानी लिखे:



.....

.....

.....

.....

.....

.....

.....

.....

.....

.....



### ACTIVITY 1. FIND ODD or EVEN

**Even numbers** are the numbers which can be grouped into pairs without leaving any object unpaired. **Odd numbers** cannot be paired completely.


Is 11 an odd number or an even number?

Draw 11 dots in a row.

Pair the dots and circle them.

Here, one dot is unpaired.

Therefore, 11 is an odd number.



The numbers ending with 2, 4, 6, 8 and 0 are known as **even numbers**.

The numbers ending with 1, 3, 5, 7 and 9 are known as **odd numbers**.

**1** Circle the objects in pairs. One has been done for you.



**2** Count the number of dots and write the number. Also, circle the dots in pairs to find whether it is an odd or even number. The first one has been done for you.


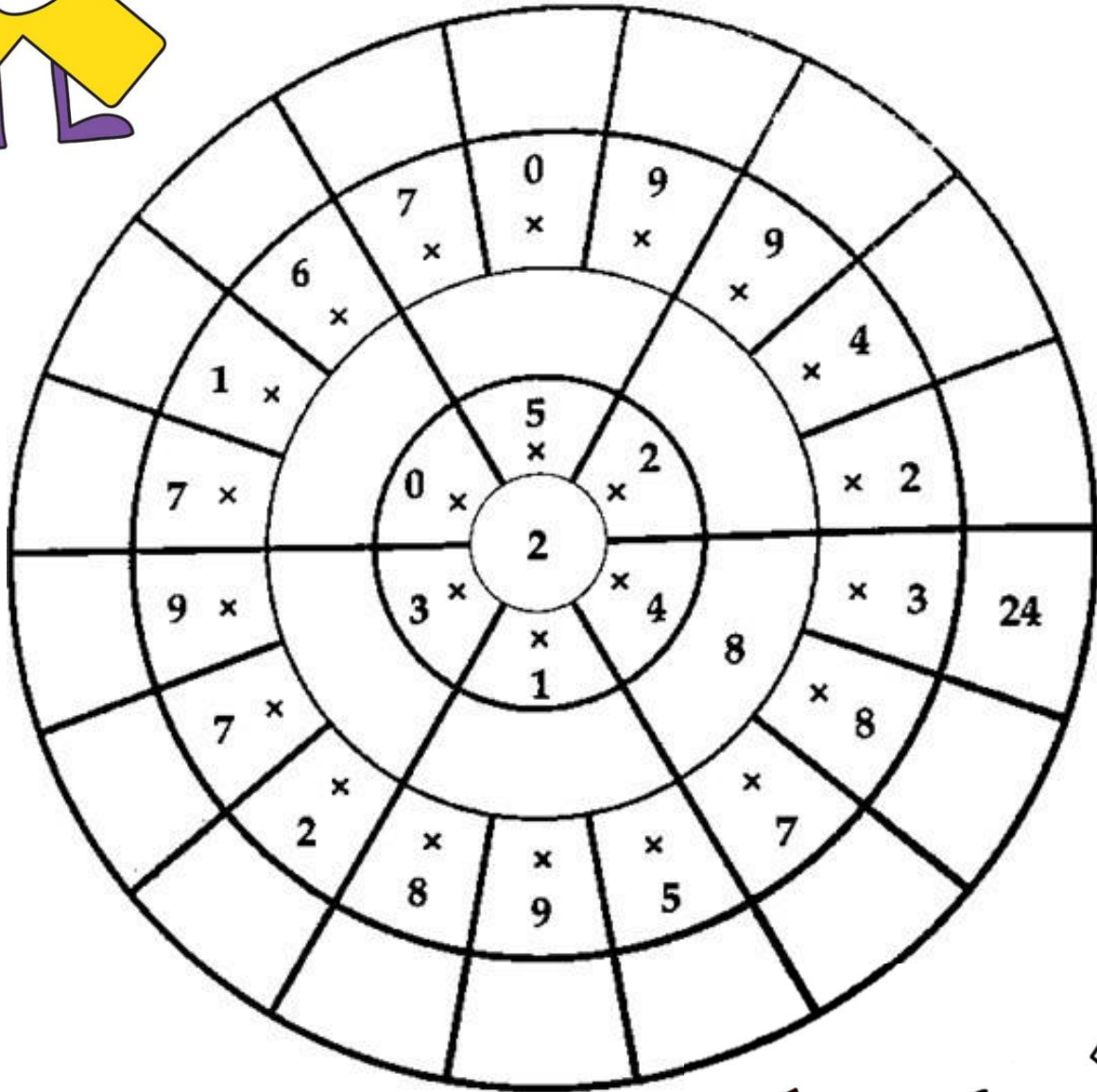

	Number	Odd/Even
	8	Even

#### Brain-teaser

Is 15 an even number? Find by pairing the dots.














## ACTIVITY 2. DO YOU KNOW YOUR TABLES?

Write the numbers and complete the wheel.





### ACTIVITY 3: Knock the odd one out

1. (a)  (b)  (c)  (d) 
2. (a)  (b)  (c)  (d) 
3. (a)  (b)  (c)  (d) 
4. (a)  (b)  (c)  (d) 
5. (a)  (b)  (c)  (d) 
6. (a)  (b)  (c)  (d) 
7. (a)  (b)  (c)  (d) 
8. (a)  (b)  (c)  (d) 
9. (a)  (b)  (c)  (d) 

10. (a)



(b)



(c)



(d)



11. (a)



(b)



(c)



(d)



12. (a)



(b)




(c)



(d)




13. (a)




(b)



(c)



(d)



14. (a)



(b)




(c)




(d)




15. (a)




(b)




(c)



(d)



16. (a)




(b)



(c)



(d)



17. (a)



(b)



(c)



(d)



18. (a)



(b)



(c)

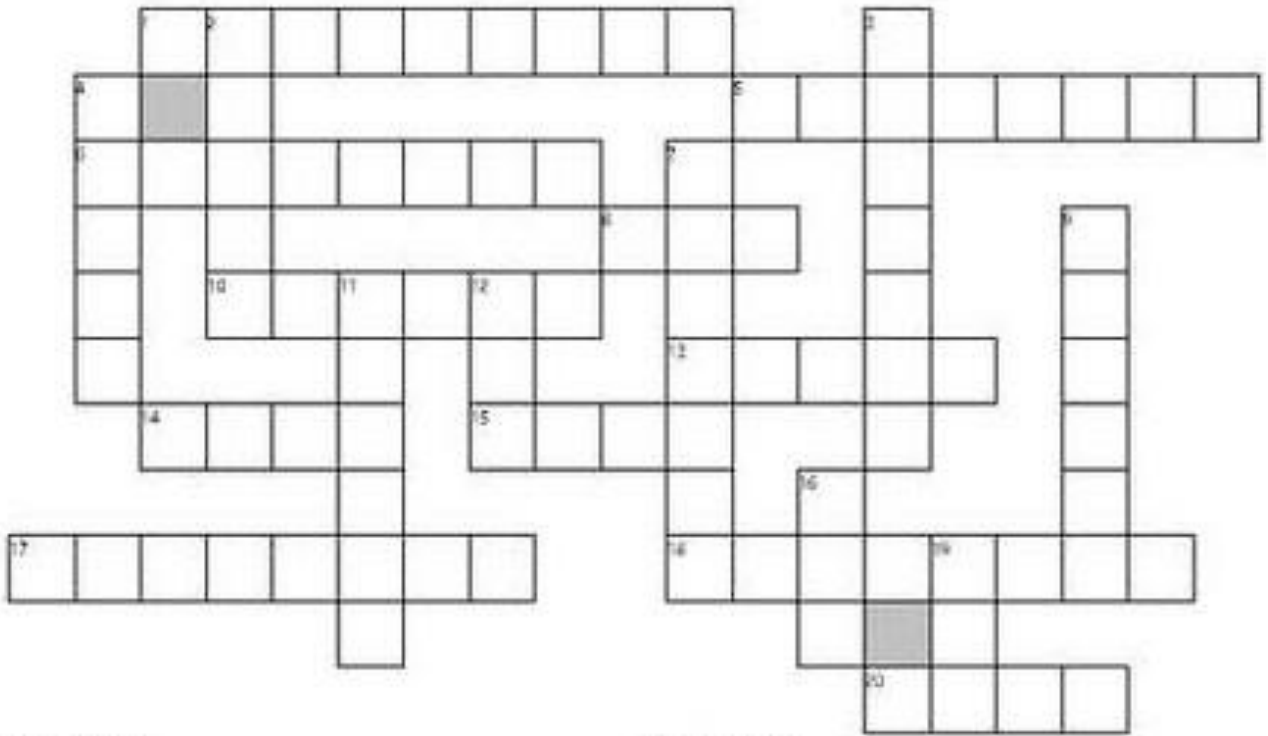


(d)



# ACTIVITY 4: ADDITION CROSSWORD

Solve the sums given below and write their number names in given spaces.



## ACROSS

- 1.  $2 + 15 =$
- 5.  $5 + 8 =$
- 6.  $6 + 12 =$
- 8.  $3 + 3 =$
- 10.  $2 + 18 =$
- 13.  $2 + 1 =$
- 14.  $1 + 4 =$
- 15.  $2 + 7 =$
- 17.  $12 + 2 =$
- 18.  $17 + 2 =$
- 20.  $4 + 0 =$



## DOWN

- 2.  $5 + 3 =$
- 3.  $2 + 14 =$
- 4.  $6 + 1 =$
- 7.  $4 + 11 =$
- 9.  $6 + 6 =$
- 11.  $4 + 7 =$
- 12.  $8 + 2 =$
- 16.  $1 + 0 =$
- 19.  $1 + 1 =$



## ACTIVITY 5: MULTIPLICATION FLOWER

**Instruction:** Let's revise tables from 2 to 9. Write the number on the inner petal. Multiply the number on the inner petal with the middle petal and write the answer on the outer petal. Colour each flower with different colours.




## ACTIVITY 6: HIDE AND SEEK



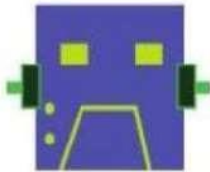
--	--	--	--

1. Write K in the first space and the fourth space.
2. Write C in the third space.
3. Write I in the second space.

--	--	--	--	--



1. Write N in the third space and the fourth space.
2. Write Y in the fifth space.
3. Write U in the second space.
4. Write F in the first space.



--	--	--	--	--

1. Write O in the second space and the fourth space.
2. Write T in the fifth space.
3. Write R in the first space.
4. Write B in the third space.

--	--	--	--	--	--

1. Write R in the first space.
2. Write S in the the fifth and sixth space.
3. Write E in the second and fourth space.
4. Write C in the third space.



**Instructions:** Read the hints given below the boxes. Write the letters at the ordinal positions given and find out what word is the hidden word.


## SUBJECT-ART & CRAFT

Do any 5 pages from the mentioned page no-

10,16,18,27,31,48,49,50,51,53, in the art activity book 'Learn to Create'.

Hand print paper craft with multicolour paper cut out (Theme flora & fauna)

Button pasting craft (Theme flora & fauna)



Sharing some references for the above craft projects.

### Ek Bharat Shreshtha Bharat (Graded Activity)

The Ek Bharat Shreshtha Bharat program involves activities that aim to connect students from different states and UTs, helping them to learn about each other's cultures, languages and traditions.

UT Chandigarh is paired with the states of Tripura and Mizoram. So, let's have a flavour of one of the dishes of Tripura that is: 'Khichuri Bhog'.

#### Activity-

- Kindly involve your ward in the preparation of the dish, 'Khichuri Bhog' while engaging them in an informative conversation.
- Talk about the ingredients of the dish and take a picture.
- Paste the picture on an A-4 sheet and decorate it well.
- Relish 'Khichuri Bhog' together during your family-time.



## **School Magazine Calling!!!**

Dear Students

The school magazine is gearing up to showcase the creative pursuits of its talented students. Therefore, we invite the valuable entries of the students for the session 2024-25.

### **You can submit:**

1. Self-composed poems, articles, stories, drawings on any topic.
2. Decent jokes and puzzles.
3. Articles (self-composed) on special days that take place throughout the year.
4. You can submit articles/poems on the following topics also:
  - ❖ Your favourite music band and why is it special to you.
  - ❖ Write an article stating some of the ways in which children can handle bullying in school. You can share a related story also.
  - ❖ Why Discipline is Critical, It Gives You Natural Power, Increases Potential.
  - ❖ An Unforgettable Act of Kindness: Write about an act of kindness that you did or was done for you.
  - ❖ Eco Warriors: Adopt a plant this summer and narrate how you felt taking care of it. (Attach related photographs)
  - ❖ Superheroes Amongst Us: Story of a person around you, who has been a real superhero.
  - ❖ Let's Play Sports: Enjoying and learning different games during vacations
  - ❖ Recycling and Upcycling projects: Any project that you took up during the vacations to recycle or upcycle. Please attach the related photographs.
  - ❖ Math Games and Puzzles
  - ❖ Innovative and Easy Kids Recipes
  - ❖ The Amazing Word of Animals: Fascinating Facts and Quiz
  - ❖ Reviews and Recommendations of Good Books

**Last Date for Submission: July 10, 2024**

**Email id for sending the content: [bvbjrmagazine@gmail.com](mailto:bvbjrmagazine@gmail.com)**

Kindly keep the following points in mind while submitting your work:

1. Content for the magazine to be emailed on the given email id only.
2. Mention name, class and section properly
3. Mail self- composed articles, poems, stories, puzzles etc. in MS Word format only along with your passport size photo.
4. All pictures and drawings should be mailed in JPEG format.
5. Only one creative work will be accepted per child.

