

Bhavan Vidyayalaya Junior  
Holiday Homework  
Class 3

Name - \_\_\_\_\_ Sec - \_\_\_\_ Roll no.- \_\_\_\_



Dear Parents,



Edit with WPS Office

Warm greetings,

First and foremost, we wish to express our gratitude for your ongoing support. Our students have really worked hard throughout the last session and they are looking forward to the pleasures which a summer break brings.

We wanted to take a moment to touch base with you regarding some important aspects to consider during this time. It is crucial to ensure that students have a balance of relaxation and engagement throughout the break. Our students will spend around one and a half months with you and we want you to encourage activities that stimulate their mind, body and creativity. The Holiday Homework has been designed keeping in view the same spirit and also on the basis of the CBSE guidelines.

We would like your co-operation in the following areas:

#### **Outdoor Activities:**

- Please take them to Kissan Mandi or Green vendors for purchase of vegetables and fruits and explain to them how to look for fresh and ripe products.
- Try going out for a walk at least 2-3 times a week.
- Hiking, biking, swimming or even gardening will be useful for them to connect with nature..

#### **Family Time:**

- Please spend some time looking at old photographs /videos and enjoy the nostalgic trip down memory lane. Such activities help in bonding the family together.
- A short weekend getaway, a movie night, sharing stories about your childhood, your school, your family trips, your first jobs, etc over a picnic in the city park, balcony or terrace would be a great way to connect with your child.
- Cherish these moments of togetherness.

#### **Reading:**

- Encourage them to read newspapers/books.
- If possible get membership of the local library.
- It helps to improve their reading competency and boosts their creative writing and thinking skills.

#### **Limit Screen Time:**

- Engage them in different activities at home, e.g. Allow them to help you in cooking.
- Encourage them to spend some time with grandparents /elderly neighbours.
- Please teach them a few basic domestic chores like washing their own utensils, folding their clothes, washing their clothes, making their bed, maintaining the kitchen garden/garden .
- Let them plan the menu of at least one meal daily and encourage them to come up with the healthier options.

#### **Encourage Journaling:**

- The practice of keeping a diary or journal can help them to process emotions and experiences, reduce stress and anxiety.
- It will also come handy when they prepare their portfolio ,as required by CBSE.



Let us nurture them with real knowledge which demands our time and love. We look forward to welcoming everyone back in the month of July, rested, rejuvenated, and ready for another year of learning and growth.

Hope you will have a great time together!

Warm regards.

**Summer Holiday Homework (Session 2024-25)**



Edit with WPS Office

## Class 3

## English

Name \_\_\_\_\_

Class/Sec \_\_\_\_\_

1. Revise the covered syllabus.
2. Do the attached worksheets on the Grammar topics covered in the month of April-May.
3. Visit to any place of your choice in Chandigarh e.g. Rock Garden, Sukhna Lake, a Library, Rose Garden, Elante Mall etc. and Make a collage with pictures on an A4 sheet. Give a title as "A Memorable Visit"
4. Click on the link (attached below) and attempt the worksheet attached.  
<file:///C:/Users/OC1/Downloads/The%20Christmas%20Goblin%20and%20the%20Elfling.pdf> Refer to the dictionary in case you don't know the meaning of the word. Create a hand puppet of any character of your choice.

Title of the book



Edit with WPS Office

Name \_\_\_\_\_

Class/Sec\_\_\_\_\_

**Worksheet based on the Story- "The Christmas Goblin and the Elfling"**

A. Read the questions carefully and circle the correct option:

1. What were the two elves doing at the beginning of the story?
  - a) Decorating the Christmas tree
  - b) Putting their elfling to bed
  - c) Making toys for Christmas
  - d) Shopping for gifts
2. Why were the elves exhausted?
  - a) They were playing outside in the snow
  - b) They were baking cookies for Christmas
  - c) They had been working hard getting ready for Christmas Eve
  - d) They had been watching a movie marathon
3. What woke the elfling up from her sleep?
  - a) The sound of jingle bells
  - b) A knock on the door
  - c) The wind blowing outside
  - d) A loud noise from the kitchen
4. What made the elfling suspicious of the "Santa" at the door?
  - a) He had a squeaky voice
  - b) He didn't have a beard
  - c) He didn't know the elfling's name
  - d) He was wearing a red coat and hat
5. How did the elfling know that the visitor at the door was not Santa?
  - a) He couldn't imitate Santa's laugh correctly
  - b) He didn't have any gifts
  - c) He didn't know how to climb onto the roof
  - d) He was wearing green shoes
6. What did the elfling do to trick the Christmas Goblin?
  - a. She gave him a fake gift
  - b. She locked all the doors and windows
  - c. She rolled a giant snowball off the roof
  - d. She invited him in and then called the police
7. Who watched the whole scene unfold?
  - a. The Sun and the Moon
  - b. The North Wind and the Man in the Moon
  - c. Santa Claus and his reindeer
  - d. The birds and the squirrels
8. What happened to the Christmas Goblin in the end?
  - a. He became friends with the elfling
  - b. He flew back to the North Pole
  - c. He landed in the Enchanted Forest
  - d. He received a gift from the elves



9. What did the troll do with the Santa hat, coat, and beard?

- a. He wore them himself
- b. He threw them into the river
- c. He gave them to Santa Claus
- d. He returned them to the elves

10. How do you think the troll looked with the Santa hat, coat, and beard?

























- a. Scary
- b. Funny
- c. Beautiful
- d. Sad



Name \_\_\_\_\_

Class/Sec \_\_\_\_\_

Take a printout of the below given sheet, roll the dice twice and do the given tasks corresponding to that number in the scrap file:

	<p>Write a list of nouns that you might find at a farm.</p> 	<p>Write a list of nouns that you can see in your classroom.</p> 	<p>Make a list of nouns that you have seen today.</p> 
	<p>Write a list of nouns that you might find at the circus.</p> 	<p>Write a list of nouns that you might find in the kitchen.</p> 	<p>Write a list of nouns that are yellow.</p> 
	<p>Write a list of nouns that are small.</p> 	<p>List 10 different places.</p> 	<p>Write a list of nouns that you might find at the beach.</p> 
	<p>List 10 different people.</p> 	<p>Write a list of nouns that you might find in your bedroom.</p> 	<p>Choose a book and write a list of nouns that you can find in it.</p> 
	<p>Write a list of nouns that you can eat.</p> 	<p>Write a list of nouns that are big.</p> 	<p>Write a list of nouns that you might find at the park.</p> 
	<p>Write a list of nouns that you might find at the zoo.</p> 	<p>List 10 different proper nouns.</p> 	<p>List 10 different things.</p> 



Edit with WPS Office

Name \_\_\_\_\_

Class/Sec \_\_\_\_\_

Read and write the answer in the space provided.

Singular	Plural
e.g duck	ducks
1. cow	
2. goat	
3. potato	
4. sheep	
5. chicken	
6. watch	
7. horse	
8. child	
9. goose	
10. tooth	

Name



\_\_\_\_\_



Class/Sec \_\_\_\_\_  
Edit with WPS Office



Find the Plurals given below:

### Word Search

x a s n q b d z l b  
m u p p s e c y w u  
y u e m a n g o e s  
e l n x f c w p y e  
n b s a s h t m k s  
c u x w d e u v b c  
z s p e o s r m o s  
l h i q g r n c x l  
q e d s s v u b e i  
v s u d x c u p s a

cups 

boxes 

pens 

benches 

dogs 

bushes 

mangoes 

 buses 

Name: \_\_\_\_\_

## Articles

Cut the word cards, glue them beside the correct images and write the articles that go before them.

1)

\_\_\_\_\_



backpack

2)

\_\_\_\_\_



chair

3)

\_\_\_\_\_



elf

4)

\_\_\_\_\_



money

5)

\_\_\_\_\_



ant

6)

\_\_\_\_\_



apple

7)

\_\_\_\_\_



sky

8)

\_\_\_\_\_



Name: \_\_\_\_\_

# Capitalization



Rewrite the sentences below with the correct capitalization.

1. peter isn't friends with john anymore.

\_\_\_\_\_

2. alex goes to soccer on saturdays.

\_\_\_\_\_

3. i bought a new book called 'bad guys'.

\_\_\_\_\_

4. billy is going to watch 'black panther' tomorrow.

\_\_\_\_\_

5. mondays are the worst.

\_\_\_\_\_

6. sarah and amy go to the same school.

\_\_\_\_\_

7. maya goes to kayla's house every day.


\_\_\_\_\_



## EVS1 Holiday Homework

- R.No. 1-20 - Make a model of a kutchra or pucca house using waste material lying around in the house.
- R.No. 21-40 - Make a Father's Day card using leaf art. Write the names of the plants that you have taken leaves from at the back of the card and draw their shapes. You can also watch the videos by clicking the links given below for reference. <https://www.youtube.com/watch?v=ZwAicwWIBtY>
- Complete the sheets attached and submit all the sheets (Page 1-3 along with leaf art sheet) stapled together on school reopening day.

## Our Body



## Across

- Many organ systems together form this
- This system helps to produce babies
- This system helps in throwing out waste from the body
- Bean shaped organs that make urine
- A group of similar cells
- Blood and heat are found in this system

## Down

- It is made up of 206 bones
- Long thin fibres that carry information
- Process of breaking down food into a simpler form
- Lungs and wind pipe are found in this organ system
- This organ pumps blood
- Food is churned here and mixed with digestive juices





Edit with WPS Office

Paste samples of fabric/textile/yarn of the specified fibre in the boxes below and write 1-2 sentences to explain why you like this fabric

COTTON

---

---

WOOLLEN

---

---

SILK

---

---

JUTE

---

---

SYNTHETIC

---

---



Shown below are some activities. Colour ONLY those picture where the child is doing something to keep the house clean and give an appropriate caption to each picture.



BHAVAN VIDYALAYA CHANDIGARH

(JUNIOR WING)

CLASS 3

Subject: Maths Holiday Homework

**INSTRUCTIONS:**

- Do the puzzles and worksheet in the worksheet itself.
- Do the practice time in a separate thin notebook.
- Dear Students  
It's time to get crafty! Grab a big piece of chart paper and gather



all that cool scrap or waste material you've been collecting. Think outside the box and let your imagination run wild! Time to create something awesome.

Make a project, as given below according to your roll no.

**Project:**

- Roll no. 1 -10 will make a MY DREAM HOUSE MODEL using 2D or 3D Shapes.
- Roll no. 11-20 will make any BOARD GAME (of your choice using waste material)
- Roll no. 21-30 will make a CLOCK (using waste material).
- Roll no. 31-40 will make a MULTIPLICATION MODEL (2-15) using waste material.

**WORKSHEET 1**

**SUBTRACTION PUZZLE**

**Across:**

- 1. Subtract:  $247 - 133$
- 4. Subtract:  $9775 - 2739$
- 6. Subtract:  $7834 - 434$
- 7. Subtract:  $280 - 65$

**Down:**


- 1. Subtract:  $9769 - 8432$
- 2. Subtract:  $1927 - 172$
- 3. Subtract:  $7962 - 1161$
- 5. Subtract:  $7607 - 1202$

		1.	1	1	4	
2.						3.
4.				5.		
		6.				
	7.					


**WORKSHEET 2**

**Comparing Difference**

Find the value in each of the following. Compare both the values and tick (✓) the correct symbol.



2516 + 1498



1520 more

Edit with WPS Office

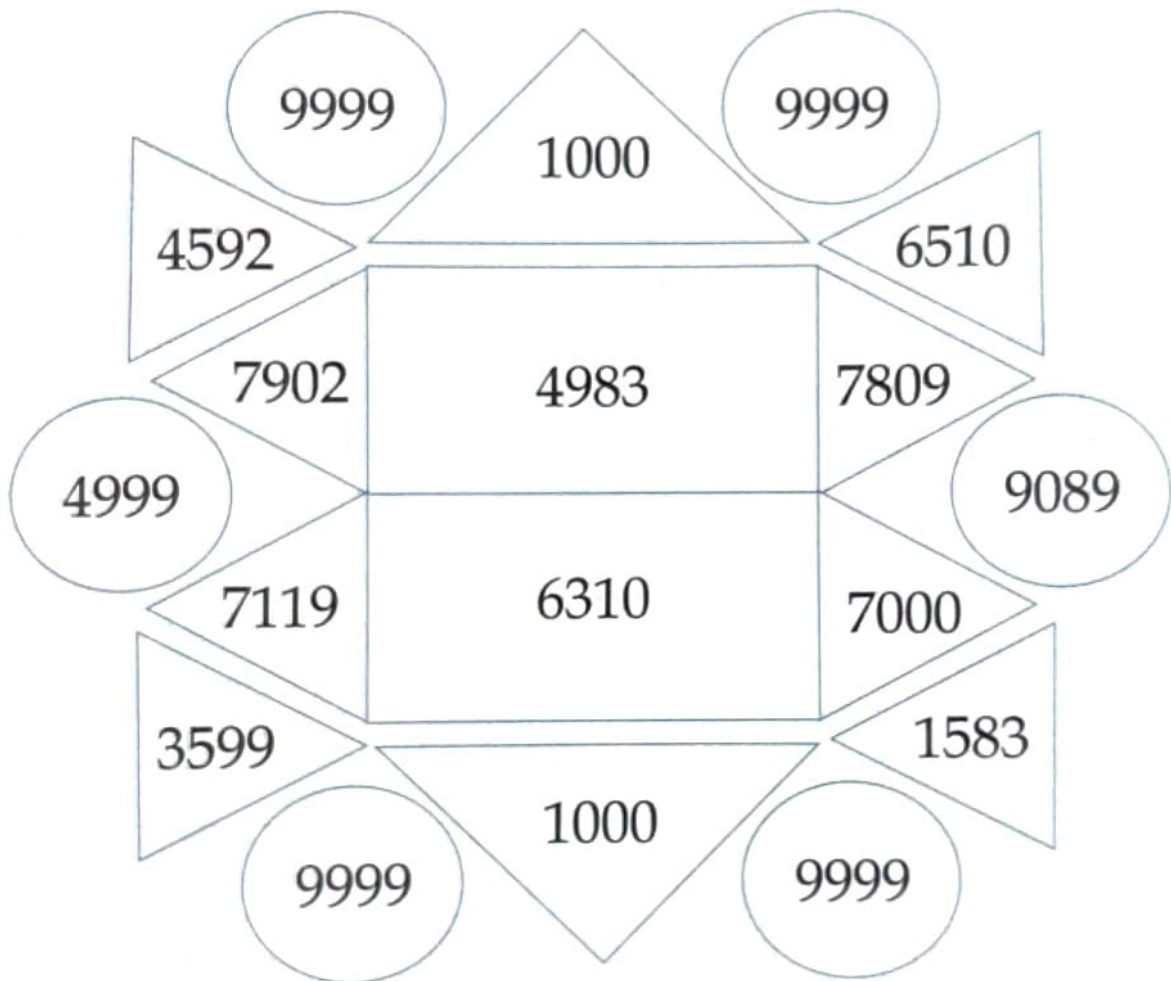


## WORKSHEET 3



Edit with WPS Office

Colour the following as directed:



1. Colour the smallest 4- digit number blue.
2. Colour the largest 4- digit number green.
3. Colour the numbers yellow which are the successors of the following numbers:
  - a. 4952
  - b. 6309
4. Colour the numbers orange which are the predecessors of the following numbers:
  - a. 5000
  - b. 9090
5. Colour the numbers red which have the place value of 500.



6. Colour the numbers pink which have the place value of 7000.

### Practice Time

1. Write the number which is 6582 more than 9276?
2. In an orchard, there are 1025 apple trees, 1100 mango trees and 9806 orange trees. How many trees in all are there in the orchard?
3. In a factory, the workers packed 3275 packets of chocolates in the morning, 1968 packets in the afternoon and 2560 packets in the evening. How many packets of chocolates did the workers pack in a day?
4. When Rahul and Sameer stand together on the weighing scale, they weigh 150 kg. Rahul's weight is 89 kg. How much does Sameer weigh?
5. Mr. Sharma had Rs. 8450 in his account. He withdrew Rs. 5050 from it. How much money is there in his account now?
6. Honey purchased a watch and a dinner set for Rs. 6840. If the cost of the watch is Rs. 4650, what is the cost of the dinner set?



कक्षा : तीसरी विषय: हिंदी

निर्देश :

1.सभी अभ्यास पत्र दी गई शीट पर ही करने हैं ।

क्रियात्मक अभिव्यक्ति :

1. दीवार की सजावट के लिए पतले गत्ते, चमकीले कागज व अन्य सजावटी सामान की सहायता से चाँद बनाएँ।
2. खेल – खेल में (जोड़े बनाओ)

निर्देशानुसार दिए गए विषय पर प्लैकार्ड का जोड़ा बनाइए।

Size: A4 sheet -Half

अनुक्रमांक संख्या : 1-10 वचन

अनुक्रमांक संख्या : 11-20 लिंग

अनुक्रमांक संख्या : 21-30 विलोम

अनुक्रमांक संख्या : 31-40 पर्यायवाची



Edit with WPS Office



Edit with WPS Office

EVS-2  
Class - III  
HOLIDAY HOMEWORK

1. Revise all the work done in the book and notebook.
2. After reading the chapters, attempt the worksheets attached.
3. Take a world physical map and colour all the continents and label them.  
(Reference page no 259) Then, paste it in the EVS-2 notebook.
4. Also, attempt the following live worksheets, for additional practice.
  - a) Water on the Earth – <https://www.liveworksheets.com/id2823141cu>
  - b) Our Environment – <https://www.liveworksheets.com/tx2649541sv>
  - c) Looking at the Earth – <https://www.liveworksheets.com/w/en/social-studies/252560>

**Project Work –**

5. Go around your house, once early in the morning and then once during traffic hours (to be done strictly under the supervision of an adult). Afterwards, do the following project as per the roll nos. mentioned below:

**Roll No 1-10:** Take pictures of the surroundings both in the morning and during traffic and make a collage showing the same (on an A-3 sized ivory sheet).

**Roll No 11-30:** Taking reference from Chapter-5 Water on the Earth, make a 2-D model of 'Water Cycle' from best out of waste. The following links are shared for your reference:

LINKS: <https://youtu.be/symOkmqw65U?si=4L9MDJM7zHkSjS18>

**Roll No 31-40:** Make a short 20 seconds video showing the difference between the two phases and submit the same in a pen drive.



## Rotation vs Revolution

### Instructions

Read each bubble and determine if the phrase is describing the rotation or the revolution of the earth. If it describes rotation, colour the bubble yellow. If it describes revolution, colour the bubble green.

Causes day and night

The spinning of the earth on its axis

Takes 24 hours to complete

The Sun is in the east in the morning but in the west in the evening

Takes 1 year to complete

Occurs in 1 day

The movement of the Earth around the Sun

Follows a path called an orbit

When the earth is facing towards the sun, it is daytime



The hemisphere facing toward the Sun experiences summer

Causes the seasons

Takes approximately 365 days





THE TEACHER FACTS

Drag and drop the words to the correct place.

REVOLUTION

24 H / 1 DAY

DAY AND NIGHT

365 DAYS / 1 YEAR

SEASONS

ROTATION

**vs.**

- Spin or Turn

- Go Around





TAKES:

TAKES:

CAUSES:

CAUSES:



Edit with WPS Office



Name: \_\_\_\_\_



# Our Environment

## 1. Fill in the blanks.

- \_\_\_\_\_ can be of three types- air, land and water.
- The cutting down of trees on a large scale is called \_\_\_\_\_.
- Forests can also cause \_\_\_\_\_ pollution.



## 2. Choose the correct answer.

A. Which of the following day is celebrated as World Environmental Day?

- a. 5th March    b. 5th April    c. 5th May    d. 5th June

B. The following ways can cause water pollution.

- a. Bathing in river                      b. washing clothes in river  
c. Throwing waste in rivers    d. All of these

C. Which of the following statement is true.

- a. Polluted water is harmful for both plants and animals.  
b. Environment is comprised of non-living things.  
c. deforestation decrease carbon dioxide in the air  
d. Both (a) and (c)



## 3. Look at the picture and answer the following questions.



- What is causing the pollution?
- What kind of pollution is happening?
- Write the effective measure which can be taken to prevent this pollution.



# COMPUTERS


## CLASS 3

Q1. Make a picture Collage on any one topic of your choice

Input Devices/Output Devices/Storage Devices

You can use: Drawing Sheet/A4 Sheet

Sample Attached



Q2. Find out the names of the input devices in the following grid.

Q	W	E	R	T	U	I	O	P	D
F	K	E	Y	B	O	A	R	D	S
R	T	R	R	B	N	V	U	E	K
P	L	J	O	Y	S	T	I	C	K
S	C	A	N	N	E	R	L	T	Y
S	H	K	K	O	P	E	W	S	E
A	L	I	G	H	T	P	E	N	L



R	W	Y	M	O	U	S	E	J	M
---	---	---	---	---	---	---	---	---	---

**SUMMER HOLIDAY HOMEWORK (2024 – 25)**  
**SUBJECT-ART & CRAFT**  
**CLASS-3**

Do any 5 pages from the mentioned page no-

15, 24, 25, 27, 31, 35,38,65,67,68 in the art activity book 'Learn to Create'.

Animal character craft using paper plate.

Animal planters using plastic bottles & containers.



Sharing some references for the above craft projects.

**SUBJECT-MUSIC**

"When holidays are there can music be far behind "

Each of us has hidden inner musical essence. So, lets express our musical feelings by creating a short video (1-2 minutes) while you sing a song or play a musical instrument and share it with your music teacher through a personal WhatsApp message.



## **School Magazine Calling!!!**

Dear Students

The school magazine is gearing up to showcase the creative pursuits of its talented students. Therefore, we invite the valuable entries of the students for the session 2024-25.

**You can submit:**

1. Self-composed poems, articles, stories, drawings on any topic.
2. Decent jokes and puzzles.
3. Articles (self-composed) on special days that take place throughout the year.
4. You can submit articles/poems on the following topics also:
  - ❖ Your favourite music band and why is it special to you.
  - ❖ Write an article stating some of the ways in which children can handle bullying in school. You can share a related story also.
  - ❖ Why Discipline is Critical, It Gives You Natural Power, Increases Potential.
  - ❖ An Unforgettable Act of Kindness: Write about an act of kindness that you did or was done for you.
  - ❖ Eco Warriors: Adopt a plant this summer and narrate how you felt taking care of it. (Attach related photographs)
  - ❖ Superheroes Amongst Us: Story of a person around you, who has been a real superhero.
  - ❖ Let's Play Sports: Enjoying and learning different games during vacations
  - ❖ Recycling and Upcycling projects: Any project that you took up during the vacations to recycle or upcycle. Please attach the related photographs.
  - ❖ Math Games and Puzzles
  - ❖ Innovative and Easy Kids Recipes



- ❖ The Amazing Word of Animals: Fascinating Facts and Quiz
- ❖ Reviews and Recommendations of Good Books

**Last Date for Submission: July 10, 2024**

**Email id for sending the content: [bvbjrmagazine@gmail.com](mailto:bvbjrmagazine@gmail.com)**

Kindly keep the following points in mind while submitting your work:

1. Content for the magazine to be emailed on the given email id only.
2. Mention name, class and section properly
3. Mail self- composed articles, poems, stories, puzzles etc. in MS Word format only along with your passport size photo.
4. All pictures and drawings should be mailed in JPEG format.
5. Only one creative work will be accepted per child.

### **Ek Bharat Shreshtha Bharat- (Graded Activity)**

#### **Class III**

Create a report of 3-4 pages (with pictures) on any one / all of the following -

1. Traditional attire: Describe the traditional clothing of Tripura or Mizoram, including significance and variations.
2. Music and dance: Highlight traditional music and dance forms from both states, with a focus on unique instruments and performances.
3. Art and craft: Discuss traditional arts and crafts, such as bamboo and cane works, weaving, pottery, etc.
4. Cuisine Extravaganza: Traditional dishes: List popular dishes from Tripura or Mizoram, along with their ingredients and preparation methods.
  - Food festivals: Explore any notable food festivals or events celebrating the culinary heritage of both states.
5. Places of Interest:
  - Tripura: Historical sites: Highlight important historical landmarks like Ujjayanta Palace, Neermahal, etc.
  - Natural attractions: Natural wonders such as Jampui Hills, Sepahijala Wildlife Sanctuary, etc.



- Mizoram: Tourist spots: Places like Aizawl, Champhai, Lunglei, etc., along with their cultural and historical significance.
- Natural beauty: Breath-taking landscapes like Dampa Tiger Reserve, Phawngpui (Blue Mountain), etc.

The report must include:

- Brief overview of the Ek Bharat Shreshtha Bharat initiative.
- Introduction to the culture of Tripura or Mizoram.

