

BHAVAN VIDYALAYA JR

Class IV Holidays Homework

Name : _____



Dear Parents,

Warm greetings,

First and foremost, we wish to express our gratitude for your ongoing support. Our students have really worked hard throughout the last session and they are looking forward to the pleasures which a summer break brings.

We wanted to take a moment to touch base with you regarding some important aspects to consider during this time. It is crucial to ensure that students have a balance of relaxation and engagement throughout the break. Our students will spend around one and a half months with you and we want you to encourage activities that stimulate their mind, body and creativity. The Holiday Homework has been designed keeping in view the same spirit and also on the basis of the CBSE guidelines.

We would like your co-operation in the following areas:

Outdoor Activities:

- Please take them to KissanMandi or Green vendors for purchase of vegetables and fruits and explain to them how to look for fresh and ripe products.
- Try going out for a walk at least 2-3 times a week.
- Hiking, biking, swimming or even gardening will be useful for them to connect with nature..

Family Time:

- Please spend some time looking at old photographs /videos and enjoy the nostalgic trip down memory lane. Such activities help in bonding the family together.
- A short weekend getaway, a movie night, sharing stories about your childhood, your school, your family trips, your first jobs, etc over a picnic in the city park, balcony or terrace would be a great way to connect with your child.
- Cherish these moments of togetherness.

Reading:

- Encourage them to read newspapers/books.
- If possible get membership of the local library.
- It helps to improve their reading competency and boosts their creative writing and thinking skills.

Limit Screen Time:

- Engage them in different activities at home,e.g. Allow them to help you in cooking.
- Encourage them to spend some time with grandparents /elderly neighbours.
- Please teach them a few basic domestic chores like washing their own utensils, folding their clothes, washing their clothes, making their bed, maintaining the kitchen garden/garden .
- Let them plan the menu of at least one meal daily and encourage them to come up with the healthier options.

Encourage Journaling:

- The practice of keeping a diary or journal can help them to process emotions and experiences, reduce stress and anxiety.
- It will also come handy when they prepare their portfolio ,as required by CBSE.

Let us nurture them with real knowledge which demands our time and love. We look forward to welcoming everyone back in the month of July, rested, rejuvenated, and ready for another year of learning and growth.

Hope you will have a great time together!

Warm regards.

Bhavan Vidyalaya

Chandigarh

Bhavan Vidyalaya, Chandigarh (Junior Wing)
Class IV

English

1. Revise the syllabus covered in the months of April and May.
2. Click on the link (attached below), read the book and attempt the comprehension questions that follow. Refer to the dictionary or google, in case you don't know the meaning of a word. You may write the answers along with the questions in the **GRAMMAR SECTION** of your **ENGLISH NOTEBOOK**.

<https://drive.google.com/file/d/15dzo5rPj9IIPgViXMvp34UkSHFwdG3hn/view?usp=sharing>

Comprehension Worksheet (Dear Mr. Winston)

1. Why was the girl writing a letter to Mr. Winston?
2. What kind of letter was she writing?
3. What was the name of the girl's favourite show?
4. In which state did the girl live?
5. From whom did the girl buy the snake?
6. Find the meanings of the following words
 - a. insisted-
 - b. fainted-
 - c. reference-
 - d. local-
 - e. proof-
3. Do the attached worksheets and paste them in the Grammar Section of your English Notebook.
4. Listen to the story book from the link attached below:

Abdul's Story

 - a. <https://youtu.be/W3PUTWCqPBo?si=szvuk-fBxSC7nSTg>
 - b. Write the list of the new words that you came across while listening to the story. Also, write the meanings of the same.
 - c. Design a superhero on an A4 sheet and list their 4-5 qualities in a paragraph.
5. English Project:
Learning English can be a fun experience when you learn while playing games. We have an exciting opportunity for you to learn and enjoy yourselves.

Students are required to design a game based on specific grammatical concepts.

Roll No. 1 to 10: Nouns & its Kinds and Punctuation

Roll No. 11 to 20: Articles and Pronouns

Roll No. 21 to 30: Sentence Building and Verbs

Roll No. 31 to 40: Adjectives and Prepositions

Q6- Attempt the Word Search on TopsyTurvy Land and the worksheet on articles.

Topsy Turvy Word Search

Topsy Turvy Land

L C S L D J B D W H N I O O E H
V E A K T A N M V O A M S P E U
T N O T A A E C A Y C A T P Z E
D O R P M N I R E L U G R I N S
N V P M A T G K B D O I I H A J
A C O S N R R A U R T N C L P K
S C H A Y U D C R H E E H A M M
N E G G T G O D B O J G M F I O
N I S H E P H E R D O A N R H D
G R E H T I L S P E Z A O I C E
G I R A F F E B R I L O R D G E
O L G R A N T T N A S G O B K R
E A G L E R U G I T E N G A E F
E T A E R C R U E G N P N U G Z
E S R O H T V R X A E S P U N L
N O I L E V Y F R A T R B A F S

AMAZING	APPEAR	BUG
CAT	CHIMPANZEE	COMMAND
COW	CREATE	CUD
DOG	DONNA	EAGLE
FREEDOM	GIGANTIC	GINGERBREAD
GIRAFFE	GRANT	HEN
HIPPO	HORSE	HUES
IMAGINE	KANGAROO	LAMB
LAND	LEOPARD	LION
OSTRICH	RAT	ROOSTER
SAND	SHEPHERD	SLITHER
SNAKE	SNUGGLE	TIGER
TOPSY	TOUCAN	TURKEY
TURVY	ZEBRA	

Name _____

Read the clues, then write the words.
Start at the bottom and climb to the top.



It falls from the sky and makes you wet.
Add one letter.

Part of the wheat plant.
Change one letter.

The opposite of good.
Change one letter.

A wager or guess that something will happen.
Take away one letter.

Something that makes a ringing noise.
Change one letter.

All of us.
Take away one letter.

Walked very fast.
Take away one letter.

Short for Bradley.
Add one letter.

A stick used for hitting balls.
Change one letter.

You wear it to hold up your pants.
Change one letter.

Healthy.
Add two letters.

11 _____

10 _____

9 _____

8 _____

7 _____

6 _____

5 _____

4 _____

3 _____

2 _____

1 _____

w e t

Name _____

Read the clues, then write the words.
Start at the bottom and climb to the top.



Something gets _____
out when it has been
used often.
Change one letter.

An enormous weight:
2,000 pounds.
**Take away two letters,
then add one.**


Not short.
Change one letter.

To get or bring
something.
Change one letter.

Food that comes
from animals.
Rearrange letters.

What teams must do
together. The coach said
to us, "Good _____, team!"
Change one letter.

Ripped.
Add one letter.

 What you pay to
cross a bridge.
Change one letter.

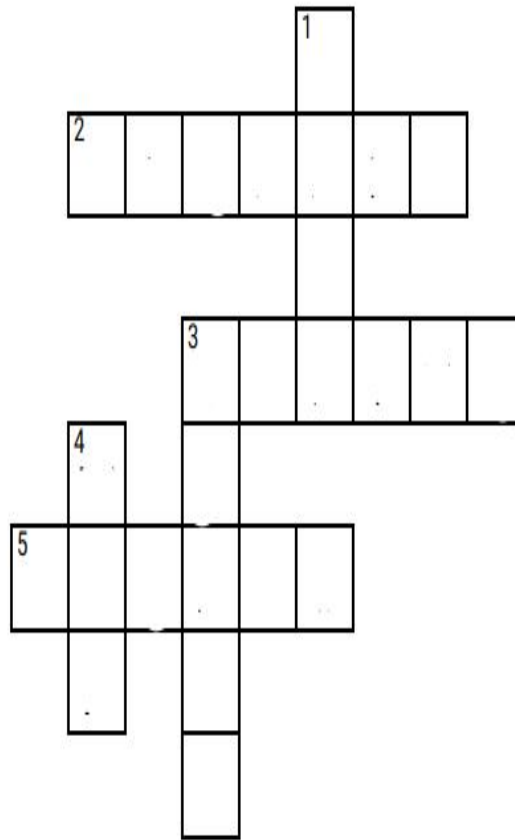
A story.
Change one letter.

Not wild. A house pet
is _____.
Rearrange letters.

A ladder with 10 rungs, numbered 1 to 10 from bottom to top. At the base of the ladder, the word "team" is written in lowercase letters, with each letter positioned directly below its corresponding rung. The rungs are currently empty, intended for the student to write the words from the clues.

t e a m

Collective Nouns




Across:

2. The _____ is filled with a collection of books.
3. My mother has bought a new _____ of pearls.
5. The night sky was decorated with a _____ of stars.

Down:

1. I have bought a new _____ of shoes.
3. The _____ of bees buzzed around the colourful flowers in the garden.
4. The stranger tucked a _____ of notes in his pocket.

Abstract Nouns



ACROSS	DOWN
6. LOYAL	1. BEAUTIFUL
7. BRAVE	2. IMPORTANT
9. INDEPENDENT	3. SILENT
10. FAITHFUL	4. POSSIBLE
12. WARM	7. INTELLIGENT
13. CHILD	8. LAUGH
14. STRONG	11. ANGRY
16. SCARCE	15. COMPLEX
18. FRIEND	17. CURIOUS
20. ENTHUSIASTIC	19. FREE
21. EXCITED	

कक्षा -चौथी विषय -हिंदी


* निर्देश:

*सभी अभ्यास पत्र दी गईशीट पर ही करने हैं।

* क्रियात्मक अभिव्यक्ति:

हिंदी मास (महीनों के नाम) के अनुसार अपने जन्मदिन से संबंधित महीने का इसवर्ष का कैलेंडर बनाएँ।

1. चित्र को देखकर दिए गए शब्दों की सहायता से पाँच-छह वाक्यों में वर्णन कीजिए।
(Describe the picture in five-six sentences, using the given words.)



आँगन बच्चे अनाज पानी दाना समाचार-पत्र

.....

.....

.....

.....

.....

.....

.....

चित्र देखकर सही जगह पर घात्रा लगाओ—




गंड




रूपय



चूँय



मदन



फल




टकर


र के सही रूप का प्रयोग करते हुए शब्द पूरे करो—



टक



सूय



समुद

क्ष, त्र, ज्ञ और श्र का प्रयोग करते हुए एक शब्द लिखो और उसका वर्ण-विच्छेद भी करो—

क्ष = कक्षा

त्र = मित्र

ज्ञ = ज्ञान

श्र = श्रीमान

अपठित गद्यांश

नीचे दिए गए प्रश्नों के उत्तर गद्यांश के आधार पर दो-

एक बार जंगल का राजा शेर घूमते-घूमते मन्नू बंदर के साइबर कैफ़े में पहुँच गया। शेर को कैफ़े में आया देखकर मन्नू बहुत खुश हुआ। उसने आगे बढ़कर शेर का स्वागत किया। उसे अपने कैफ़े में कंप्यूटर के आगे बिठाया। उसने शेर को कंप्यूटर चलाना सिखाया। शेर ने न केवल सुंदरवन के शेरों से चैटिंग की, बल्कि देश-विदेश में कई मित्र भी बना लिए। 'डिस्कवरी चैनल' और 'कार्टून नेटवर्क' की वेबसाइट देखकर उसे बहुत मज़ा आया।

शेर ने लगभग तीन घंटे उस कैफ़े में बिताए। जंगल का राजा होने के कारण मन्नू की उससे पैसे माँगने की हिम्मत नहीं हुई। उसने शेर को ऐसे ही जाने दिया। धीरे-धीरे शेर को इंटरनेट का चस्का लग गया। वह अब रोज वहाँ घंटों बैठा रहता, जिससे मन्नू को घाटा होने लगा।

(क) शेर घूमते-घूमते कहाँ पहुँचा?

- | | | | |
|-------------------|--------------------------|-----------------|--------------------------|
| (i) जंगल कैफ़े | <input type="checkbox"/> | (ii) रेस्टोरेंट | <input type="checkbox"/> |
| (iii) साइबर कैफ़े | <input type="checkbox"/> | (iv) गुफ़ा | <input type="checkbox"/> |

(ख) मन्नू ने शेर को क्या सिखाया?

- | | | | |
|--------------------|--------------------------|---------------------|--------------------------|
| (i) आई पॉड चलाना | <input type="checkbox"/> | (ii) कंप्यूटर चलाना | <input type="checkbox"/> |
| (iii) लैपटॉप चलाना | <input type="checkbox"/> | (iv) मोबाइल चलाना | <input type="checkbox"/> |

(ग) शेर ने किस वन के शेरों से चैटिंग की?

- | | | | |
|---------------|--------------------------|--------------|--------------------------|
| (i) नंदनवन | <input type="checkbox"/> | (ii) चंपकवन | <input type="checkbox"/> |
| (iii) सुंदरवन | <input type="checkbox"/> | (iv) गुंजनवन | <input type="checkbox"/> |

(घ) शेर को कंप्यूटर चलाना किसने सिखाया?

- | | | | |
|---------------------|--------------------------|-----------------|--------------------------|
| (i) शेरों ने | <input type="checkbox"/> | (ii) राजा ने | <input type="checkbox"/> |
| (iii) मन्नू बंदर ने | <input type="checkbox"/> | (iv) मित्रों ने | <input type="checkbox"/> |

(ङ) शेर ने कितना समय उस कैफ़े में बिताया?

- | | | | |
|----------------|--------------------------|----------------|--------------------------|
| (i) दो घंटे | <input type="checkbox"/> | (ii) तीन घंटे | <input type="checkbox"/> |
| (iii) चार घंटे | <input type="checkbox"/> | (iv) पाँच घंटे | <input type="checkbox"/> |

**BHAVAN VIDYALAYA CHANDIGARH (JUNIOR WING)
CLASS 4**

Subject: Maths Holiday Homework

INSTRUCTIONS:

- Do the puzzles and worksheet in the worksheet itself.
- Do the practice time in a separate thin notebook.
- Dear Students

It's time to get crafty! Grab a big piece of chart paper and gather all that cool scrap or waste material you've been collecting. Think outside the box and let your imagination run wild! Time to create something awesome.

Make a project, as given below according to your roll no.

Project:

- Roll no. 1 -10 will make a PLACE VALUE CHART on a full size chart paper.
- Roll no. 11-20 will make an ABACUS (using waste material).
- Roll no. 21-30 will make a CLOCK depicting roman numerals (using waste material).
- Roll no. 31-40 will make a TABLE CHART (11-20) on a full size chart paper.

English- Maths Integrated Homework

Compose a 4 -6 line poem using MATHS (numbers,operations,topics etc.)

WORKSHEET - 1

Monthly Budget

A monthly budget is a plan that describes how much amount a person spends in each month. Ask your parents about the quantity of the products that is consumed in a month as shown in the table. Find out the cost per kilogram of each product and then answer the questions that follow.

Product	Cost per Kilogram	Quantity Consumed (in kg)
Rice		
Sugar		
Flour		
Pulses		


- (a) Find the cost of each product by multiplying the quantity and cost per kilogram.
- (b) Add the costs of each product to calculate the total cost.
- (c) What is the estimated monthly budget value of these four products?

Worksheet-2

MAKE A MATH CROSSWORD PUZZLE in scrap file (Hint you can use the four operations- Addition, subtraction, multiplication and division)

Refer the sample given below and solve it.

Word Based Mixed Operations Puzzle



Complete all the operations described to solve all the squares in the puzzle.

Across

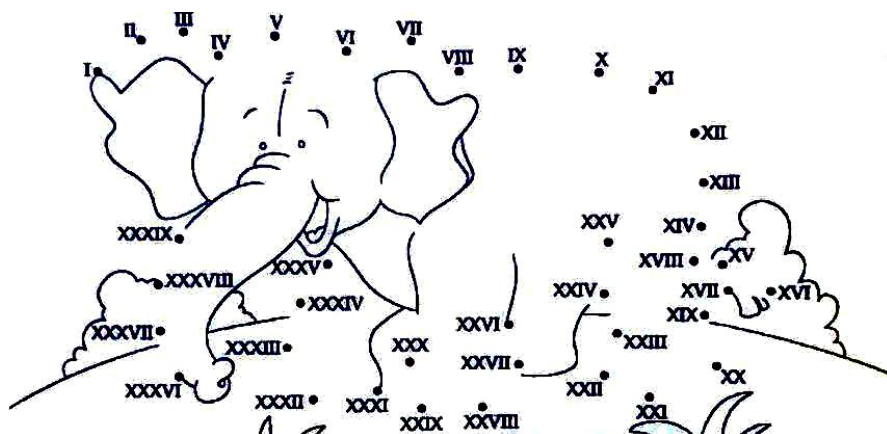
1. Subtract 21 from 79
2. Subtract 23 from 51
4. Multiply 8 by 3
5. Subtract 16 from 53
6. Subtract 54 from 150
7. Divide 344 by 8
8. Subtract 15 from 70
9. Multiply 5 by 3
10. Subtract 13 from 49
12. Divide 644 by 14
13. Multiply 11 by 2
14. Add 39 and 28
15. Divide 300 by 4
16. Subtract 10 from 45
17. Multiply 43 by 2
18. Add 1 and 47
20. Divide 440 by 10
21. Add 25 and 4
22. Add 22 and 17

Down

1. Divide 702 by 13
2. Add 21 and 6
3. Subtract 19 from 45
4. Multiply 7 by 3
5. Divide 132 by 4
6. Divide 380 by 4
7. Subtract 40 from 85
8. Multiply 14 by 4
9. Subtract 14 from 30
10. Multiply 8 by 4
11. Add 19 and 38
12. Add 46 and 1
13. Subtract 17 from 42
14. Divide 195 by 3
15. Add 57 and 19
16. Subtract 19 from 57
17. Multiply 12 by 7
18. Divide 245 by 5
19. Add 5 and 14

Worksheet 3

Join the dots and colour the figure:



PRACTICE TIME

1. Write the following numerals in the place value chart.
 a. 37541 b. 82059 c. 925431 d. 40857
2. Write the number name in Indian Number System.
 634259
3. Fill in the blanks.
 530295 = + 30000 + + + 90 +
4. Put '>', '<' or '=' in each box.
 a. 62001 62001 b. 999999 99999 c. 929190 938180
5. Form the greatest and the smallest numbers using the digits 3, 5, 9, 0, and 0.
6. Round off the number 493615 to the nearest thousand.
7. Write the Hindu-Arabic numerals for
 a. XXXVII b. XCIV c. LXXVIII
8. Write answer in Roman numerals.
 a. XXII + VI b. XCV - LXXXIX
9. Add the following:
 a. 63835 + 13839 b. 367809 + 279546
10. Estimate 1142 + 3367 by rounding off to nearest thousand. Find the actual sum also.
11. Subtract the following:
 a. 75645 - 33224 b. 890890 - 790798
12. From the sum of 625891 and 738725, subtract their difference.
13. Estimate 749 - 588 by rounding off to nearest hundred. Find the actual difference also.
14. Fill in the blanks.
 a. 67890 - 1 = b. 76854 - = 0
 c. 365491 - = 365490 d. 23895 - =
 e. 62795 + = 62795 f. + 59385 = 59386
 g. 792549 + 0 = h. 899999 + 1 =
 i. (63249 + 14738) + 29854 = 63249 + (+ 29854)

1. Prepare a four page project + 1 page cover (On A4 sized colour/cartridge sheets) – NO PLASTIC COVERS NEEDED. Just staple the 5 sheets or tie with a ribbon and submit.
Topic for project : Adaptations in Plants. Choose any 4 plants, paste their picture and list adaptations of the plant on the sheet.
2. Roll. No. 1-20 to make a 3-D model of the food pyramid. You may use the following links for reference - https://youtu.be/RV0qAkvS_N0?si=TzVuy60zjk-GUtaM or you may use your own method.
3. Roll. No. 21-40 to make a 3-D model of the human digestive system or set of teeth.
4. Take an interview of a garbage collector (Kachrewala) or scrap dealer (Kabadiwala) and take information from him on following topics:
 - a. How do you collect waste?
 - b. Throw some light on house-to-house collection system.
 - c. How do you segregate waste based on 3 R'S?
 - d. Biodegradable and non-biodegradable waste
 - e. How hazardous material is disposed of?
 - f. Do you use kitchen waste to prepare compost?

Add a page in the project file at S.No.1 to document your interview. Paste your picture with him and report your discussion in an interview format.

Clothes We Wear



Find the following words in the puzzle.
Words are hidden → ↓ and ↘ .

COTTON
DETERGENT
JUTE
KIMONO
LINEN
NAPHTHALENE

NATURAL
NYLON
PHIRAN
POLYESTER
RAYON
SILK

SILVERFISH
SYNTHETIC
WATERPROOF
WOOLLEN

The Human Digestive System

1. Cut out the organs below and stick them by their tabs into the correct positions on the human body. Stick the tabs down in their numbered order.
2. Then cut out the labels and match them, using their numbers, to each part of the digestive system.
3. Join your labels to the diagram with a ruled line.
4. Finally, cut out and match the functions to each part of the digestive system.

Digestion begins in the **mouth**. The teeth help break down the food into smaller pieces.

The **oesophagus** connects your mouth and stomach. It has muscles within it that work in waves to move the food you have eaten down into your stomach.

The **small intestine** is a stretchy tube. It breaks down the food mixture even more so your body can absorb all the vitamins, minerals, proteins carbohydrates and fats.

The **stomach** is a stretchy sack where food is broken down by acids and enzymes. Once it is broken down, it becomes a substance called chyme. It also connects to other parts of the digestive system.

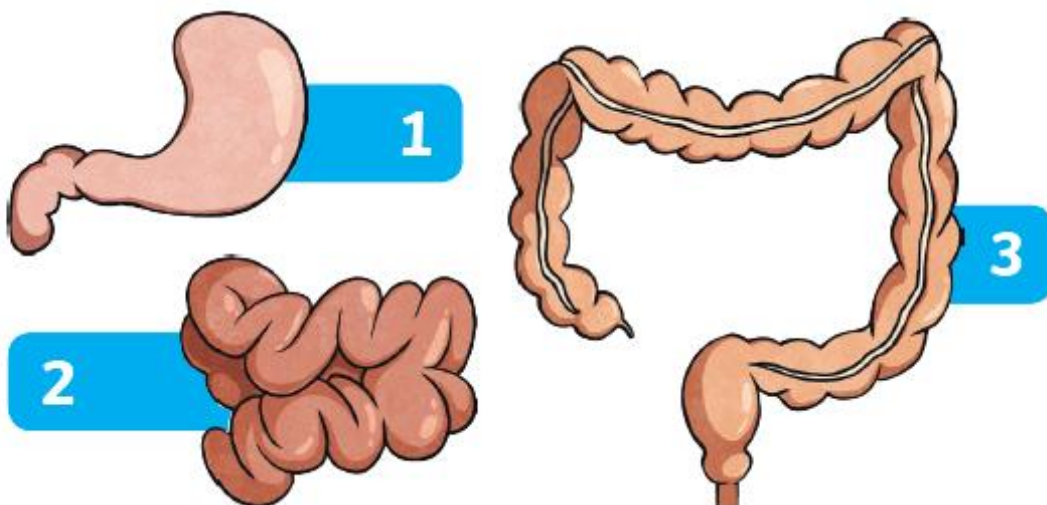
All the food material that is still unwanted passes through the **large intestine**. It is here that any last water or minerals are absorbed into the blood.

3. large intestine

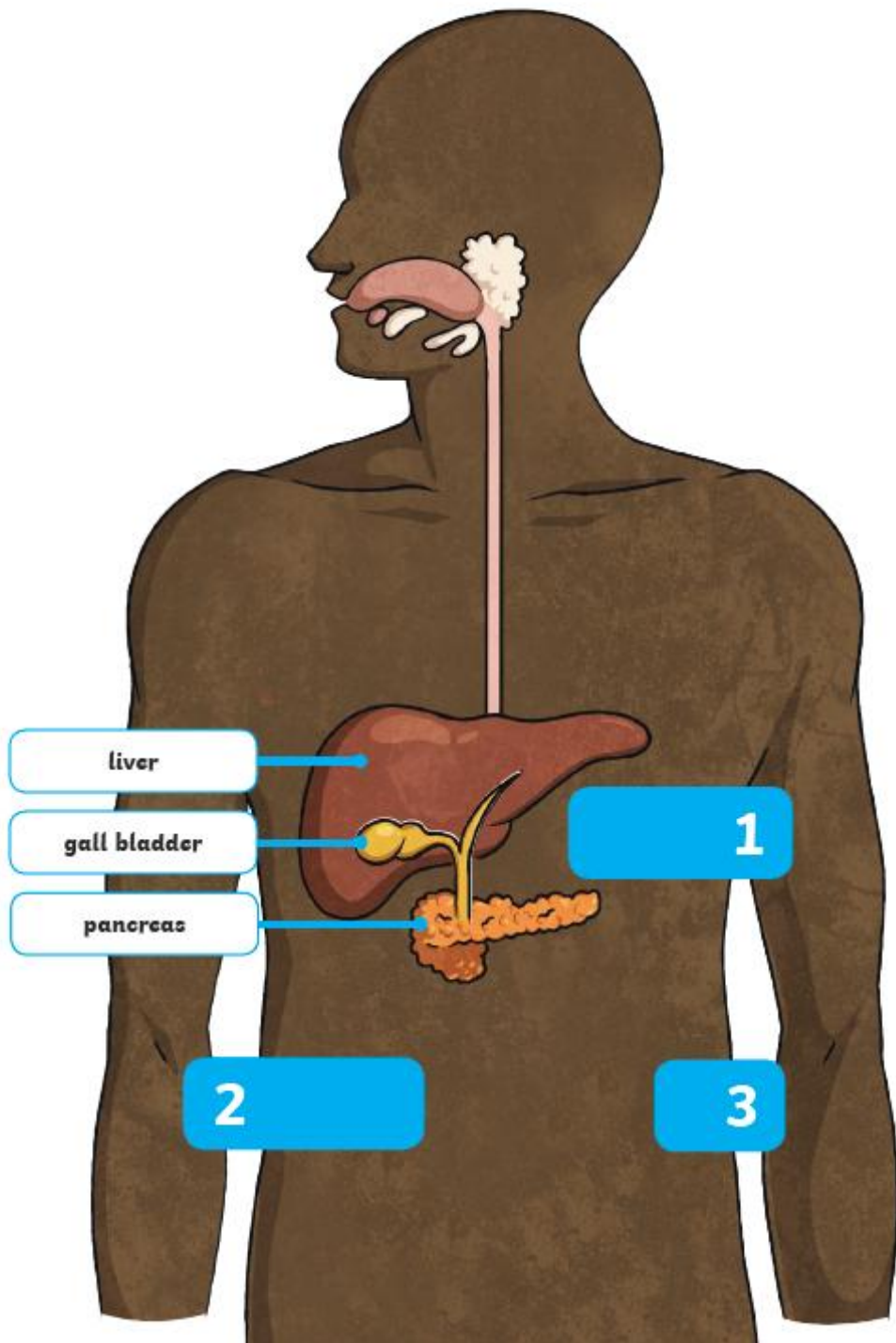
oesophagus/mouth

1. stomach

2. small intestine



The Human Digestive System



EVS 2
CLASS 4
HOLIDAY HOMEWORK

Name: _____


Class/Sec: _____

1. Revise all the work done in the book and the notebook.
2. After reading the chapters, attempt the worksheets attached.
3. Projects to be made according to the roll nos. allotted.

A. My Country Diorama:


Using cardboard, clay, or any other materials, create a diorama representing different landscapes of India.

- **Roll No. 1-10** will make a project on Northern mountains (include all the parallel ranges)
- Note: See the picture for reference.




- **Roll No. 11-15** will make a project on The Northern Plains

Note: See the picture for reference



- **Roll No. 16-20** will make a project on The Peninsula plateau.


Note: See the picture for reference.



- **Roll No. 21-30** will make a project on

The Coastal Plains of India



Note: See the picture for reference.



Desert Terrarium: (Roll No. 31-40)


- Design a Thar Desert Diorama in a shoebox
- Use sand, rocks, and miniature plants to replicate the unique environment of the Thar Desert.
- Research and add small figurines or pictures of animals and plants found in the desert.

Note: See the picture for reference.



Kindly Note: Label each landscape and provide brief descriptions of their characteristics.

National Symbols of India



Across

2. A fragrant flower often used in religious ceremonies.
4. It is known for its vibrant plumage and graceful flight.
6. A large, leafy tree with significant cultural and religious importance.
8. the animal has stripes and roars loudly.

Down

1. A reptile often associated with wisdom and spirituality.
3. A popular game played with a stick and a ball.
5. A patriotic song that praises the beauty and diversity of India.
7. The capital city of India.

WORKSHEET

Get to know Himalayas

1. Assemble pictures of 5 unique things (craft, cloth, etc) that you can find in the Himalayas.

2. Name 5 herbs or plants that you find in the forests of the Himalayas.

i. _____

ii. _____

iii. _____

iv. _____

v. _____

3. Name 5 animals that are unique to Himalayan terrain.

i. _____

ii. _____

iii. _____

iv. _____

v. _____

4. Write the names of any 5 temples or pilgrimage sites located in the Himalayas.

i. _____

ii. _____

iii. _____

iv. _____

v. _____

5. WORD SEARCH PUZZLE

- Find the words listed above in the grid. Words can be vertical, horizontal, or diagonal, and may appear forwards or backward.
- Circle each word you find and check it off the list.

Q	D	H	A	R	A	M	S	H	A	L	A
A	D	M	N	D	A	R	J	E	B	N	Z
L	R	X	B	M	A	N	A	L	I	B	V
M	U	S	S	O	O	R	I	E	M	M	X
O	F	Z	A	H	Y	G	H	K	J	K	W
R	G	B	Q	T	I	U	A	J	H	L	Q
A	E	V	W	T	I	M	Z	P	V	E	A
G	T	G	E	R	O	E	L	K	C	J	T
U	Y	L	A	T	I	N	I	A	N	G	A
D	A	R	J	E	L	I	N	G	C	F	P
K	Y	I	G	A	N	G	T	O	K	J	L

Words to Find: (Shimla, Manali, Darjeeling, Leh, Dharamshala, Gangtok, Nainital, Ranikhet, Mussoorie, Almora)

HOLIDAYS HOME WORK 2024-25

COMPUTERS

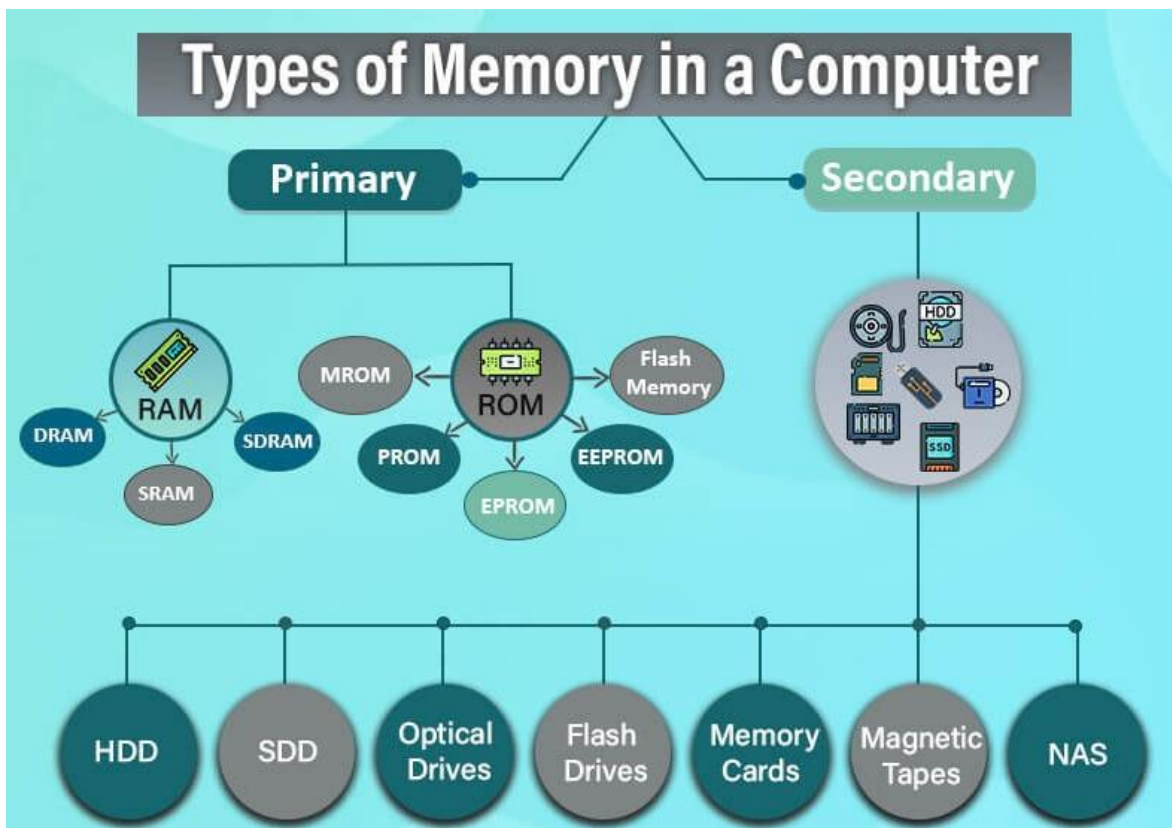
CLASS 4

Q1. Make a picture Collage on any one topic of your choice. You can add short and appropriate text too.

Primary Memory/Secondary Memory

You can use: Drawing Sheet/A4 Sheet

Sample Attached



Q2. Write the storage capacities of the following devices:

- 1) Hard Disk : _____
- 2) Multimedia card : _____
- 3) DVD : _____
- 4) CD : _____

SUMMER HOLIDAY HOMEWORK (2024 – 25)
SUBJECT-ART & CRAFT
CLASS-4

Do any 5 pages from the mentioned page no-

18, 19, 22, 23, 28, 29, 34, 43, 45, 56 in the activity book 'Learn to create'.

DIY recycled plastic bottle flower craft.

Jeans pocket wall hanging craft.



Sharing some reference pictures for the above craft projects.

SUBJECT-MUSIC

"When holidays are there can music be far behind?"

Each of us has hidden inner musical essence. So, let's express our musical feelings by creating a short video (1-2 minutes) while you sing a song or play a musical instrument and share it with your music teacher through a personal WhatsApp message.

Ek Bharat Shreshtha Bharat- (Graded Activity)

Class IV

Make a collage on any one/ all of the following -

1. Traditional attire: Describe the traditional clothing of Tripura or Mizoram, including significance and variations.
2. Music and dance: Highlight traditional music and dance forms from both states, with a focus on unique instruments and performances.
3. Art and craft: Discuss traditional arts and crafts, such as bamboo and cane works, weaving, pottery, etc.
4. Cuisine Extravaganza: Traditional dishes: List popular dishes from Tripura or Mizoram, along with their ingredients and preparation methods.
 - Food festivals: Explore any notable food festivals or events celebrating the culinary heritage of both states.
5. Places of Interest:
 - Tripura: Historical sites: Highlight important historical landmarks like Ujjayanta Palace, Neermahal, etc.
 - Natural attractions: Natural wonders such as Jampui Hills, Sepahijala Wildlife Sanctuary, etc.
 - Mizoram: Tourist spots: Places like Aizawl, Champhai, Lunglei, etc., along with their cultural and historical significance.
 - Natural beauty: Breath-taking landscapes like Dampa Tiger Reserve, Phawngpui (Blue Mountain), etc.

School Magazine Calling!!!

Dear Students

The school magazine is gearing up to showcase the creative pursuits of its talented students. Therefore, we invite the valuable entries of the students for the session 2024-25.

You can submit:

1. Self-composed poems, articles, stories, drawings on any topic.
2. Decent jokes and puzzles.
3. Articles (self-composed) on special days that take place throughout the year.
4. You can submit articles/poems on the following topics also:
 - ❖ Your favourite music band and why is it special to you.
 - ❖ Write an article stating some of the ways in which children can handle bullying in school. You can share a related story also.
 - ❖ Why Discipline is Critical, It Gives You Natural Power, Increases Potential.
 - ❖ An Unforgettable Act of Kindness: Write about an act of kindness that you did or was done for you.
 - ❖ Eco Warriors: Adopt a plant this summer and narrate how you felt taking care of it. (Attach related photographs)
 - ❖ Superheroes Amongst Us: Story of a person around you, who has been a real superhero.
 - ❖ Let's Play Sports: Enjoying and learning different games during vacations
 - ❖ Recycling and Upcycling projects: Any project that you took up during the vacations to recycle or upcycle. Please attach the related photographs.
 - ❖ Math Games and Puzzles
 - ❖ Innovative and Easy Kids Recipes
 - ❖ The Amazing Word of Animals: Fascinating Facts and Quiz
 - ❖ Reviews and Recommendations of Good Books

Last Date for Submission: July 10, 2024

Email id for sending the content: bvbjrmagazine@gmail.com

Kindly keep the following points in mind while submitting your work:

1. Content for the magazine to be emailed on the given email id only.
2. Mention name, class and section properly
3. Mail self- composed articles, poems, stories, puzzles etc. in MS Word format only along with your passport size photo.
4. All pictures and drawings should be mailed in JPEG format.
5. Only one creative work will be accepted per child.