

BHAVAN VIDYALAYA




HOLIDAY

Assignment

Class: NURSERY

Session 2025-26





“Lazy hazy summer days,
Unwind slowly,
Sun ablaze.

Sweetly scented air abounds
Let's have some fun and jump around !”

Dear Parents

As the sun beams down and flowers sway in the gentle breeze, it's time to embrace the magic of summer vacation! Let's dance with butterflies, build sandcastles, and create cherished memories with our loved ones. To make this break both fun and enriching, we've lovingly prepared creative activities that spark imagination, nurture curiosity, and promote joyful learning at home.

To make this break joyful and enriching, we've lovingly prepared a set of creative, engaging tasks to spark imagination, enhance learning, and encourage meaningful family bonding.

Wishing you all a season filled with love, laughter, and endless adventures!

HAPPY

=SUMMER=





VACATION





BEDTIME STORIES

Snuggle up and read stories filled with bright, colourful pictures to your little one — it's a warm and wonderful way to build their vocabulary and spark their imagination.





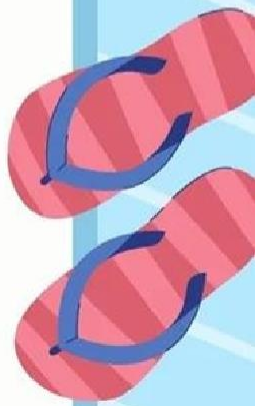
Dear Parents,

Kindly note the Holiday Assignment

ENGLISH :

- Practice Lower case 'a-z' in the notebook pages provided
- Practice 'at' words in the notebook pages provided
- Play the 'ROLL READ REPEAT' Game (Worksheet provided)
- **ALPHABET FUN** -Make a finger print drawing for Letters A, B, C, D, E and F on an A-4 SIZE sheet

MATHS :

- Write Counting 1-40 as done in the class in the notebook pages provided
 - **JOIN THE DOTS** -Attempt the fun worksheet and colour it too
 - **SEARCH COUNT AND COLOUR**- Attempt the fun worksheet provided and colour it too
 - **SHAPE FUN** -Create an image of any two animals using the cut outs of different shapes on an A-4 SIZE sheet.
- 

HINDI :

- Write क, ख, ग, घ in the worksheets provided and enjoy doing the art and craft work related to the ंजन on an A-4 SIZE SHEET.

5 SENSES WALK :

- Go for a walk and get yourself clicked while you explore nature using your five senses.
- Paste one picture each of what you could see, hear, smell and taste on an A-4 SIZE SHEET




NATURE'S ART:

Help your child collect fallen leaves and create art pieces by pasting them on A-4 size sheet. Arrange the leaves creatively and feel free to add colours or drawings to enhance your artwork. Let the child's imagination bloom and have fun exploring nature's beauty!

SORTING TRASH:


Attempt the cutting, sorting and pasting activity in the worksheet provided.

7 MINUTE FUN WORKOUT FOR KIDS SELF REGULATION:

- We suggest few fun exercises. Set an interval timer and complete each animal movement for 45 seconds, with 15 seconds of rest in between. Do as many as you can. You may click and share a printout of any one of the work out that your child enjoyed the most.
- 
- 
- 

SAMPLES FOR ART INTEGRATED WORK:


Five Senses Walk



Alphabet Fun



Shape Fun



Nature's Art



Seven Minutes Fun Workout

KIDS 7 MINUTE HIIT WORK OUT FOR SELF-REGULATION

Set an interval timer and complete each animal movement for 45 seconds, with 15 seconds of rest in between. Do as many as you can!



FROG JUMPS

Hop, hop, back and forth like a frog



BEAR WALK

Hands & feet on the floor, hips high - walk left and right



GORILLA SHUFFLE

Sink into a low sumo squat, with hands on the floor, shuffle around the room.



STARFISH JUMPS

Jumping jacks as fast as you can, with arms and legs spread wide.



CHEETAH RUN

Run in place, as FAST as you can! Just like the fastest animal in the Sahara.



CRAB CRAWL

Sit and place your palms flat on the floor behind you near your hips. Lift up off the ground and crawl.



ELEPHANT STOMPS

March in place lifting your knees as high as you can and stomping the ground as hard as you can!

Let's Create an Eco-Friendly and Creative **PORTFOLIO** Folder!

Dear Parents,

Kindly help your child create a neat, creative, and Eco-friendly **PORTFOLIO** folder to compile their holiday homework, art-integrated work, and worksheets.

Please follow these guidelines:

- Decorate the folder cover using reused or recycled materials—like old papers, magazine cuttings, fabric scraps, laces etc.
- Avoid plastic and handmade paper to promote the 3 R's—Reuse, Reduce, and Recycle
- The **COVER PAGE** of the folder should include
 1. Child's name
 2. Title: MY PORTFOLIO
- The first page of the folder should carry the details—**All About Me** (A Sample attached)
- Throughout the year, we will be adding samples of your child's work that reflect his/her learning and growth to this folder.

Let this be a fun and meaningful activity that
blends creativity with care for the environment!





AU čibout

ME



My name is


I am



years old.

My Favorite Colour

This is me



I love ...









Roll READ Repeat



- Roll the dice and look at the number
- Find the domino with the same number
- Read one word from that domino
- Cross out the word after reaching it
- Keep rolling, reading, and crossing out words
- Stop when all the words are done!



Let's play!

	Let's play!				
	cat	mat	fan	and	the
	man	ran	.	pat	a
	and	sat	rat	can	pan
	bat	man	fat	on	pat
	is	the	van	sat	fan
	cat	hat	in	a	mat

Follow the dots !


- ♦ **What did you make? Write the word in this box**





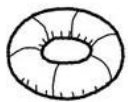



- ♦ **What is it wearing? Write the word in this box**



Search, Count, and Colour

- Find each picture in the big box
- Count how many times it appears
- Write the number in the small box
- Colour all the pictures neatly !



	<input data-bbox="311 1825 438 1937" type="text"/>		<input data-bbox="622 1825 750 1937" type="text"/>		<input data-bbox="933 1825 1061 1937" type="text"/>		<input data-bbox="1252 1825 1372 1937" type="text"/>
	<input data-bbox="311 1993 438 2105" type="text"/>		<input data-bbox="622 1993 750 2105" type="text"/>		<input data-bbox="933 1993 1061 2105" type="text"/>		<input data-bbox="1252 1993 1372 2105" type="text"/>

आओ अभ्यास करें

क


क

क

क

क

कछुए को रंगीन बिंदियों के साथ सजाओ



क. कबूतर उड़ता जाए , गुटर गुं गुटर गुं करता जाए ।

आओ अभ्यास करें

ख

ख

ख

ख

खरगोश में रूई चिपकायो




ख-खरगोश की देखो चाल, सरपट दौड़े मचाए धमाल ।

आओ अभ्यास करें

ग	ग	ग	ग

गमले में पौधे और फूलों के
चित्र बनाएं और रंग भरें



ग - से गमला तुम ले आओ, छोटा सा एक पौध लगाओ ।


आओ अभ्यास करें

घ	घ	घ	घ
---	---	---	---

घड़े पर विभिन्न आकर के रंगीन कागज़ के टुकड़े चिपकाएं



घ - घड़े में भर लो पानी , सबकी हमको प्यास बुझानी ।



SORTING TRASH

Cut the pictures from the bottom and paste them in the correct dustbin

Wet waste

Dry waste



We wish you
an enjoyable,
Healthy and
fun packed
summer
break!