

Bhavan Vidyalaya

Pre-Nursery (2025-26)

Holiday Assignment

*"Summer Time"*

*Is a kid's PARADISE.*

*It's a time for popsicles, playground,  
pool splash & giggles and smiles.*



Name -

(SESSION- 2025-26)





"Childhood is not a race to see how quickly a child can read, write, and count... it's a journey to be cherished, step by gentle step."

Dear Parents,

As the holidays approach, we are reminded that learning is not just about books and numbers — it's about joy, discovery, and the little moments that shape a child's world. At this tender age, each day brings a new wonder, a new word, a new smile — and we are so proud to walk hand-in-hand with your little one through this magical journey of early learning.

To keep the joy of learning alive during this break, we have curated a **Holiday Assignment** that blends play with purpose. These light, fun-filled activities are designed not only to reinforce classroom learning but to encourage quality time together - because the best learning happens in moments shared with love.

Let this holiday be a time of discovery, giggles, bedtime stories, and morning cuddles. This is your time to slow down, laugh a little louder, hug a little longer, and see the world again through the magical eyes of your child.

Wishing you and your family a joyful, peaceful, and memorable holiday season!

Warm Regards

Class teacher





## Let's Create an Eco-Friendly and Creative **PORTFOLIO** Folder!

Dear Parents,

Kindly help your child create a neat, creative, and Eco-friendly **PORTFOLIO** folder to compile their holiday homework, art-integrated work, and worksheets.

### Please follow these guidelines:

- Decorate the folder cover using reused or recycled materials—like old papers, magazine cuttings, fabric scraps, laces etc.
- Avoid plastic and handmade paper to promote the 3 R's—Reuse, Reduce, and Recycle
- The **COVER PAGE** of the folder should include
  1. Child's name
  2. Title: MY PORTFOLIO
- The first page of the folder should carry the details—**All About Me** (A Sample attached)
- Throughout the year, we will be adding samples of your child's work that reflect their learning and growth to this folder.

**Let this be a fun and meaningful activity that  
blends creativity with care for the environment!**





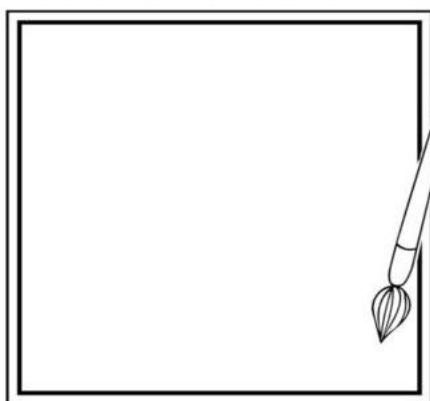
# ALL ABOUT ME



My Name is:


  

This is a Picture of Me



I am \_\_\_\_\_ years old

My Birthday is:



My Favorite Color is:

\_\_\_\_\_



I love to eat:

\_\_\_\_\_



My Favorite Activities:



\_\_\_\_\_

\_\_\_\_\_

\_\_\_\_\_

**Happy learning during the holidays!**

Kindly note that the Holiday Practice Work is to be done on A4 size loose sheets and to be submitted by 18th July, 2025. Please find below the list of activities to be done by the children. Sample pictures are shared for your reference. We would highly appreciate originality.





**LIFE SKILLS**-Developing basic life skills helps young children build independence, confidence, and responsibility through simple everyday tasks like dressing, cleaning up, and following routines. Encourage your ward to do the following activities:



**Pouring water**




**turning pages of a book**



**washing hands**



**Putting up socks and shoes**



**eating with fork and spoon**



**Opening the tiffin/lunchbox**



**folding a napkin**



**ACTIVITIES - Do the following activities as per the instructions given below.**


- a) **Strokes**- Children should practice all the strokes and curves done till date by using beads, threads, vegetable and finger stamping etc. or stroke cut-outs or stroke bookmarks. (sample given below)



PATTERNS



CUT-OUTS




BOOKMARKS

- b) **Colours**-Make one sheet each, by pasting "green and blue" coloured objects respectively. You can use old magazines, and newspapers for the pictures.



- c) **Shapes**- Make a grapes impression using any "CIRCLE" shaped object.






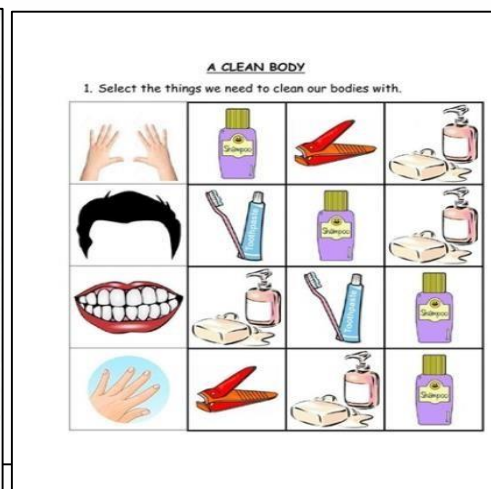
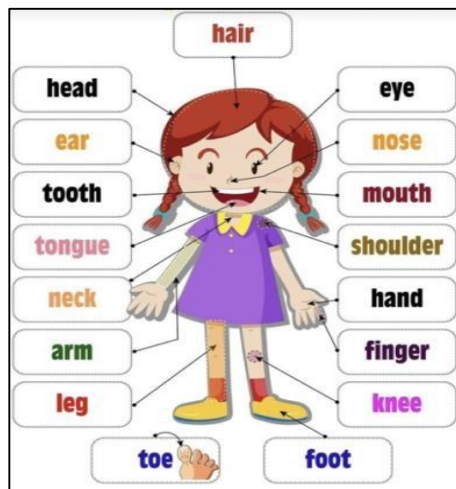
AND- Make a Rainbow using "SEMI-CIRCLE" shape pattern sheets.



d) Family Tree- Make a family tree using the best out of waste and paste pictures of your family members.




e) Body parts- Make the child learn the body parts and paste the cut-outs of the items we use for the cleanliness of our body parts.  
(soap, oil, toothpaste, shampoo, towel, etc.)






- f) **Sense organs**-Make one sheet by pasting cut-outs of the objects related to the "Sense Organs" (any object) Sample given below: -



- g) **Concept**- Draw and colour or paste any pictures to show the following concepts.

"BIG AND SMALL"



"TALL AND SHORT"



"HAPPY AND SAD"



- h) **Segregation of Waste** - Paste the pictures of the objects on the Dustbin, segregating the "WET and DRY" waste





i) **Summer Art Collage:** Draw and colour different summer season articles



j) **Super Dad Celebration:** There's an eternal bond that a child shares with his/her father. On Father's Day, the children can make a greeting card for their Father/ Guardian and click a picture and paste it on a sheet.



k) **Make a Picture Collage of your ward, taken during "SUMMER VACATION"** capturing:

- Spending time with family and grandparents.
- Nature's walk.
- Doing different activities (Holiday Homework Related)
- Helping people.
- Visit to any place, if any.

