



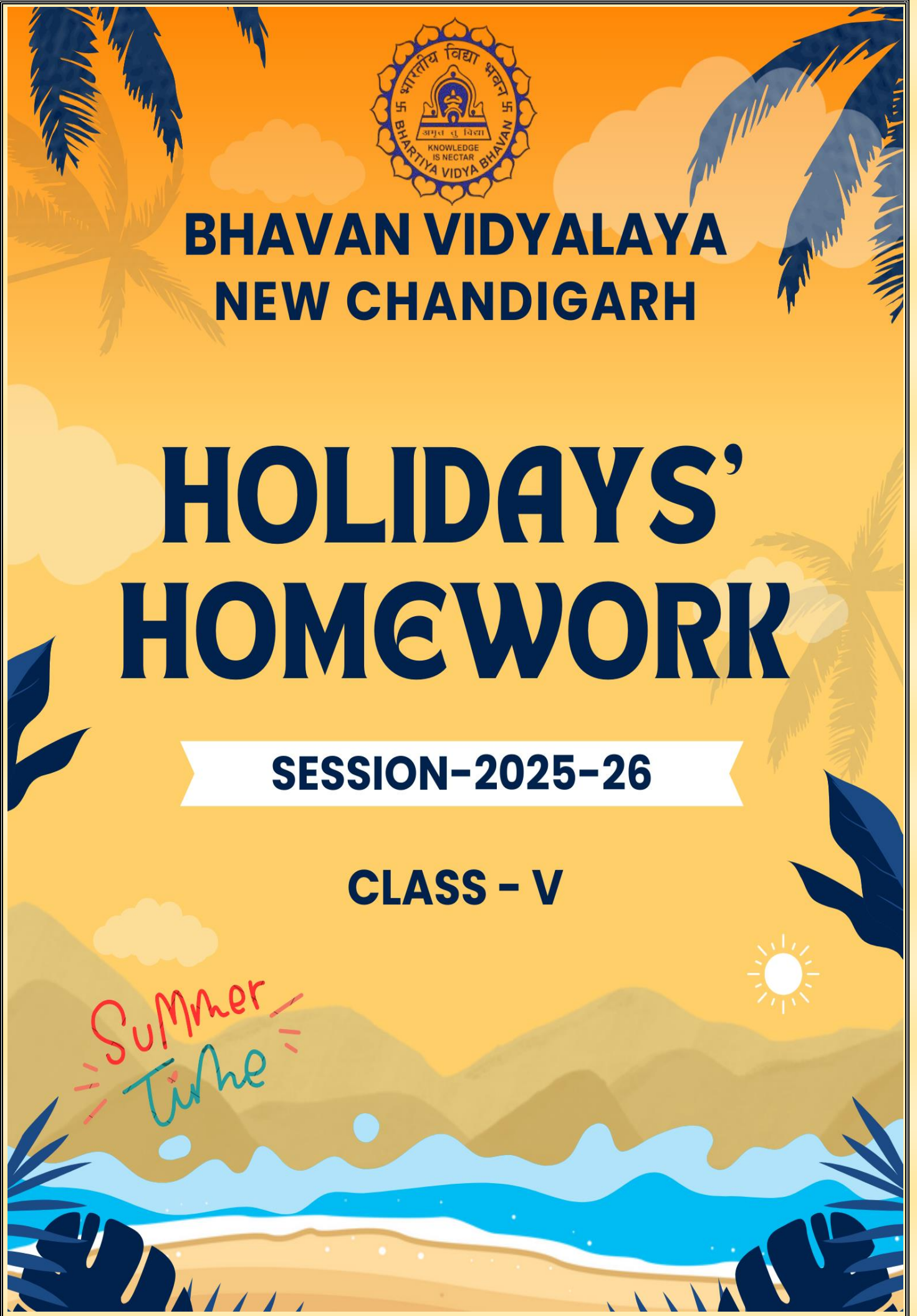
**BHAVAN VIDYALAYA
NEW CHANDIGARH**

HOLIDAYS' HOMEWORK

SESSION-2025-26

CLASS - V

*Summer
Time*



Dear Parents,

Warm greetings,

First and foremost, we wish to express our gratitude for your ongoing support. Our students have really worked hard throughout the last session and they are looking forward to the pleasures which a summer break brings.

“We do not inherit the Earth from our ancestors, we borrow it from our children”

We are not the owners of the Earth, but temporary stewards entrusted with its care. It is our responsibility to preserve it for the well-being of future generations. To instill these values in our children, this year’s holiday homework has been thoughtfully designed around the theme:

🌿 “Reduce, Reuse, Recycle”

It aims to cultivate environmental responsibility, creativity, and independent effort among students. Our students will spend around one and a half month with you and we urge you to encourage activities that stimulate their mind, body and creativity.

We would like your co-operation in the following areas:

Outdoor Activities:

- Please take them to Kissan Mandi or Green vendors for purchase of vegetables and fruits and explain them how to look for fresh and ripe product.
- Try to go out for a walk at least 2-3 times a week.
- Hiking, biking, swimming or even gardening will be useful for them to connect to the nature.

Family Time:

- Please spend some time looking at old photographs /videos and enjoy the nostalgic trip down the memory lane.
- A short weekend getaway, having a movie night, sharing stories about your childhood, your school, your family trips, your first jobs, etc over a picnic in the city park, balcony or terrace would be a great way to connect with your child.
- Cherish these moments of togetherness.

Reading:

- Encourage them to read newspapers/books.
- If possible, get membership of local library.
- It helps to improve their reading competency.

Limit Screen Time:

- Engage them in different activities at home, e.g. Allow them to help you in cooking.
- Encourage them to spend some time with grandparents /elderly neighbours.
- Please teach them a few basic domestic chores like washing their own utensils, folding their clothes, washing their clothes, making their bed, maintaining the kitchen garden/garden.

Encourage Journaling:

- The practice of keeping a diary or journal can help them to process emotions and experiences, reduce stress and anxiety.
- It will also come handy when they prepare their portfolio, as required by CBSE.

Let us use this summer break to nurture our children with real knowledge which demands our time and love.

We look forward to welcoming everyone back in the month of July, rested, rejuvenated, and ready for another year of learning and growth.

Hope you will have a great time together!

Warm Regards,

**Principal
Bhavan Vidyalaya
New Chandigarh**

GENERAL GUIDELINES

- Holiday Homework must be **neatly handwritten**, completed **independently**, and reflect **sincere effort**.
- All assignments should creatively incorporate the theme “**Reduce, Reuse, Recycle**”.
- **Originality and creativity** are encouraged and will be rewarded.
- Each subject's work should be done on **loose sheets** (ruled or plain, however in case there are subject specific instructions to use a different medium such as scrap file/Activity book or any other format then those specific instructions should be followed).
- Use **separate folders** for each subject, made from **recycled or reused materials** such as:
 - Newspapers
 - Cartons
 - Cardboard
- **Plastic folders and handmade designer sheets will not be accepted.**
- A reference link to create recycled folders has been shared here:
<https://youtube.com/shorts/TtbzVWLocrE?si=rO4DG7v4Z-Ht-w12>

Clearly label each folder with the following details:

- Student's Full Name
- Class & Section
- Subject
- Roll Number
- Holiday Homework 2025
- Submit **physical folders** to the respective subject teachers.
- **Submission Date:** 8.07.25-English, Arts
9.07.25- Punjabi, Maths
10.07.25- Computer, EVS 2, Music
11.07.25- Hindi, EVS 1

PRESENTATION GUIDELINES

- Use **ruled sheets** for theory-based work and **plain sheets** for diagrams or artwork, unless stated otherwise by the subject teacher.
- Avoid use of **plastic covers, glitter, sequins, or non-biodegradable decorative materials**.
- Enhance presentation by including:
 - Mind maps
 - Posters or infographics
 - Poems or slogans QR codes linking to digital content

DIGITAL WORK (If Applicable)

- Only prepare and submit digital work (e.g., **PPTs, videos**) if **explicitly instructed**.
- Label your digital files as:
Class_Section_Name_Subject_HHW2025
- Share via the **CSM App** or official school email by the deadline.

SUGGESTIONS FOR CREATIVE INCLUSIONS

To reinforce the theme of sustainability, you may include:

- **Eco-friendly posters** with slogans
- **Crafts or models** using household waste
- **Waste audit reports** or **water-saving diaries**
- **Innovative use of reused packaging** in your presentation

ASSESSMENT CRITERIA

Criteria	Marks
Originality & Creativity	10
Neatness & Presentation	10
Content Accuracy & Relevance	10
Timely Submission	10
Use of Recycled/Upcycled Material	10
Total	50

We hope this Holiday Homework inspires our students to become **creative thinkers**, **responsible citizens**, and **champions of sustainability**.

SUBJECT: ENGLISH

1. Comic Strip Fun and Story Narration! ♦♦

Activity: Read and illustrate your favourite story either 'Thunder cake' or 'Jhalkari, by creating colourful comic strip on an A4 sized sheet.

Steps to Follow:

a) Choose Your Chapter: Pick Thunder Cake (bravery in a storm) or Jhalkari (courage of a warrior).

b) Plan Panels: Divide the sheet into 4-6 boxes for key scenes.

- Draw & Write
- Sketch characters & actions
- Add speech bubbles (use quotes from the story!).

c) Colour & Decorate: Use bright colours, crayons or eco-friendly paints.

d) Give a Catchy Title: Example: "Brave Patty's Thunder Cake!" or "Jhalkari: The Fearless Hero!"

2. Letter to Nature:

- Write a creative letter to a tree, river, or mountain, thanking it and asking how you can help protect it.

Additionally, plant a sapling nearby to contribute to its preservation and include a photo of your planted sapling along with your letter.

- Use correct letter format (Date, Salutation, Introduction, Body and Closing).
- Decorate the letter using natural elements like dry leaves, flowers or dry bark, etc.

WORKSHEET

1. ☺ ⚙️ ✎ **Underline the subjects and circle the predicates in these sentences.**

SUBJECT AND PREDICATE

1. Here comes the train.
2. New Delhi is the capital of India.
3. The boy with the limp won the race.
4. The sun was setting over the mountains.
5. My mother has a very good memory.

Complete the sentences with suitable subjects. Put a cross (X) where no subject is required.

LET'S DO IT!

1. _____ collected old newspapers.
2. _____ take down notes as I speak.
3. _____ heard the sound of horses galloping.
4. _____ will take place in the stadium tonight.
5. _____ is the one the police are looking for.

2. ☺ ⚙️ ✎ Time TO Fix Something!

Fix the Sentences

Rewrite each sentence with correct capitalization and punctuation.

1. my mom baked a cake
2. we went to the zoo on sunday
3. jack and emma are best friends
4. the dog is sleeping under the table
5. i love to eat ice cream in summer
6. my brother and i are playing in the park
7. we will visit grandma on saturday
8. the moon shines bright at night
9. our school starts at eight o'clock
10. sam and lily are going to the library

3. ⚙️✍️ WORD BUILDING!!!

Let's build words

A. Read the given clues and fill in the crossword with words related to **travel**.


Across

1. to put clothes and other things in a bag
4. a place to eat outside your home
5. the bags, suitcases you carry
6. money you get back upon cancellation
9. amount to be paid for a plane, train, or bus ticket

10. to visit popular places
11. a long journey by ship
12. a place to stay when one is travelling

Down

2. outside one's country
3. booking
7. not very expensive
8. what you can see from your hotel-room window



4. All About Sentences!!

Types of sentences

Instructions: Decide what type of sentence:

Declarative - Interrogative - Exclamatory - Imperative

1. Don't drop those apples. _____
2. Don't scare the birds away! . _____
3. Do you have your own computer? _____
4. Please be careful! . _____
5. What is the first letter of the alphabet? _____
6. Do you like chocolate cake? . _____
7. My name is Francisca. . _____
8. Today is a very sunny day. . _____
9. Please come down to eat your breakfast. _____
10. Wow! That looks amazing! _____
11. Please open the door. _____
12. What is your name? _____
13. Tomorrow we are going to the zoo. _____
14. Go to your class right now. _____
15. Can we watch a movie tonight? _____

वषय- हिंदी

निर्देशः: अप्रैल से मई तक कए गए कार्य का अभ्यास करें।

प्रश्न-1. प्राचीन समय से लेकर आधुनिक समय तक के परिधानों में आए बदलावों के चित्र काटकर **A4 Sheet** पर चपकाएँ।)

प्रश्न-2. कन्हीं पाँच वलुप्त होते जंगली पशुओं की जानकारी और उनके चित्र **A4** शीट पर चपकाएँ, साथ ही भारत सरकार द्वारा उनके संरक्षण हेतु कए जा रहे प्रयासों को लखें।

प्रश्न-3. छुट्टियों में पंचतंत्र की कहानियाँ, जातक कथाएँ, तेनाली रामन, चंपक, नैतिक कथाएँ जैसी अ धक से अ धक कहानियाँ पढ़ें।

प्रश्न-4. ‘में’ तथा ‘मैं’ का प्रयोग

‘में’ का प्रयोग अपने नाम के स्थान पर होता है। इसमें ‘म’ के ऊपर ‘ऐ’ की मात्रा तथा अनुस्वार का प्रयोग होता है।

‘मैं’ का प्रयोग ‘अंदर’ के अर्थ में करते हैं। इसमें ‘म’ के ऊपर ‘ए’ ही मात्रा तथा अनुस्वार लगाते हैं।

नीचे लखे अपूर्ण वाक्यों को ‘में’ और ‘मैं’ से पूरा कीजिए-

1. _____ बाल्टी _____ पानी भरता हूँ।
2. _____ जेब _____ पैसे रखती हूँ।
3. मैं बस्ते _____ कताब रखती हूँ।
4. _____ जानती हूँ, इस में क्या है?
5. _____ नहीं जानती क इस _____ और उसमें क्या अंतर है?

प्रश्न-5. नीचे लखे अपूर्ण वाक्यों को 'क' और 'की' से पूरा कीजिए-

'क' का प्रयोग दो वाक्यों को जोड़ने के लए किया जाता है और 'की' का प्रयोग दो शब्दों को जोड़ने के लए किया जाता है।

1. माँ ने कहा था _____ तुम समय पर आ जाना।

2. तुम्हें चाय पीना पसंद है _____ जूस।

3. मेज़ मजबूत लकड़ी _____ बनी है।

4. लड़कियों _____ बातें खत्म ही नहीं होती हैं।

5. यह फूलों _____ माला है।

प्रश्न-6. नीचे दिए गए व्यंजनों से 3-3 शब्द लखए-

1. ड _____

2. ड _____

3. ढ _____

4. ढ _____

SUBJECT: EVS-I

1. Revise all the work done in the notebook and book.
2. **Activity 1: “How Animals Survive – Camouflage”**
 - i. Draw or paste pictures of an animal (on an A4 coloured sheet) that uses camouflage (like chameleon, stick insect, tiger, or leaf insect).
 - ii. Colour your drawing to show how they blend with their surroundings.
3. **Activity 2: Make A3 size poster on any one deficiency disease including following information-**
 - i. Symptoms along with picture
 - ii. Prevention
 - iii. Cure
4. **Activity 3: Make your own Jigsaw puzzle**
 - i. On an A4 or A3 sheet, draw a colourful scene or diagram explaining any concept of Evs-1. You can also paste cut-outs or photos if you prefer a collage style.
 - ii. Paste your drawing on a piece of thin cardboard (like from an old box or cereal pack) to make it sturdy.
 - iii. Turn your drawing into a jigsaw puzzle:
 - o With a pencil, draw wavy puzzle-like shapes on the back of the cardboard.
 - o Cut carefully along the lines to create the pieces.
 - o Place the pieces in a labelled envelope with your name and the title of your puzzle (e.g., “*How Seeds Travel*” or “*The Journey of the Butterfly*”) and submit along with the HHW.

Make jigsaw puzzle on themes as allotted to your roll no. in brackets:

- i. **Parts of a Plant Puzzle (Roll no. 1 – 5):** Puzzle pieces show root, stem, leaf, flower, and fruit — when assembled, the full plant appears with labelled parts.
- ii. **Seed Dispersal Puzzle (Roll no. 6 – 10)::** Pieces show different methods (wind, water, animals, and explosion) with plant examples.
- iii. **Habitat & Adaptation Match (Roll no. 11 – 15)::** Match animals to habitats (desert, polar, aquatic, forest) and their adaptations.
- iv. **Balanced Diet Plate Puzzle (Roll no. 16 – 20)::** Pieces form a food plate with food group sections — carbohydrates, proteins, vitamins, etc.
- v. **Skeleton Assembly Puzzle (Roll no. 21 – 25):** Build a human skeleton by placing bones in the correct location.
- vi. **Bone Function Puzzle (Roll no. 26 – 32):** Match bones with their function (skull – protects brain, ribs – protect heart/lungs).

5. Activity 4: Migration Map (on A3 size chart):


- Choose any 2 migratory birds/animals.
- On an outline world map or India map, mark the migration path with different colour arrows.
- Write 2–3 lines describing their journey and why they migrates.

6. Activity 5: “Fitness and Me”

- Create a 7-day “Fitness Log” in the notebook.
- Include activities like skipping, yoga, dance, walking, or cycling.
- Write how many minutes you did each and how you felt.
- At the end, write a paragraph on how fitness helps our mind and body.

Solve the following worksheets and paste them in the Evs-1 notebook.

Good Health



REVISION WORKSHEET

Across

- 2. microbe that mostly causes skin infections
- 6. helps in removal of waste from body as stool
- 8. diseases caused due to lack of a nutrient
- 11. disease caused due to lack of iodine
- 13. help our body to grow and repair
- 16. essential components of food

Down

- 1. type of disease that spread from person to another
- 3. vectors that spread malaria and dengue
- 4. disease caused due to lack of vitamin C
- 5. a diet that has all nutrients in right proportions
- 7. bones become weak and soft
- 9. situation where large no of people get infected by the same disease
- 10. energy giving foods
- 12. a disease that spreads through infected food and water
- 14. helps in making vitamin D in our body
- 15. condition of malfunction of body or a part of it

Fill in the blanks:

1. Seed having 2 cotyledons is called a _____ seed, example _____.
2. Part of embryo that grown downwards and gives rise to roots is called _____.
3. Dandelion, Maple and Cotton are dispersed by _____.
4. Lotus has a _____ fruit that helps it to float in water.
5. Rose, Hibiscus and sugarcane are grown from _____.
6. Bryophyllum and Begonia grow from _____.
7. The two types of crops based on their growing season are _____ and _____.
8. Step farming is also called _____ or _____ farming.
9. Aquatic mammals have _____ to help them swim.
10. Salmon fish migrate from _____ to _____ for reproduction.
11. Mosquitoes and butterflies have feeding tubes called _____.
12. _____ components of food keep us warm and give energy.
13. _____ is the condition of malfunction of body or part of it.
14. Lack of Vitamin B causes the disease _____.
15. Lack of mineral iron causes _____ disease.

Answer in one word:

1. Process by which a seed produces a baby plant _____
2. Part of seed that grows upwards and gives rise to the shoot _____
3. Carrying away of seeds to distant places from parent plant _____
4. Reproductive organs of ferns, mushrooms and fungi _____
5. Supplying of water to fields and crops _____
6. Ability to move from one place to another in animals _____
7. Seasonal movement of birds and animals _____
8. The exoskeleton of insects is made up of this material _____
9. Method by which animals blend into their surroundings _____
10. Tiny holes on beaks of birds to help them breathe _____
11. The way we hold our body while sitting or standing _____
12. Diseases that can spread from one person to another _____
13. A disease that uses mosquitoes as vectors _____
14. A disease caused by the lack of mineral calcium _____
15. Sunlight helps in making of this vitamin _____

SUBJECT: EVS - II

Let's dive into the world of **explorers and geography** this holiday! Use your creativity, imagination, and craft skills to complete the exciting tasks below.

1. BE A CREW MEMBER ON FERDINAND MAGELLAN'S SHIP 🚢

Imagine you are sailing with Magellan! Write a letter to your friend on **an A4 sheet**.

What to include in the letter:

- Describe the **journey** (long ocean travel, different lands)
- Talk about the **adventures** (storms, new places, new animals)
- Mention some **obstacles** (hunger, illness, getting lost)
- Share your **feelings** – were you scared, excited, or brave?

2. MODEL MAKING – BASED ON ROLL NUMBERS

- **EARTH'S LAYER ACTIVITY (Odd Roll Nos.)**

Make different layers of the Earth with coloured papers and cardboard cut-outs as shown in the picture. You may either use the link given below or use your own creativity and ideas to design your model.

LINKS: How to Make Layers of Earth Model | DIY Earth Layers | Earth Science Earth Structure and Components – YouTube

https://youtube.com/shorts/fBREe61QquM?si=a6Auri_tEpD8VphM

<https://youtu.be/H96D7rMKJck?feature=shared>

<https://youtu.be/7l4s0nBHADo?si=OvYZgaJN-zr-9Fw>

Note: See the picture for reference. →



- **LAYERS OF ATMOSPHERE (Even Roll Nos.)**

Make a 3D model of the different layers of the atmosphere. You may either use the link given below or use your own creativity and ideas to design your model.

LINK: [Atmospheric Layers... TLM... For effective teaching... #diy #teacher #papercraft #craft #teaching - YouTube](#)

Note: See the picture for reference. →



3. Design a creative, fun and educational game /board game which reinforce the concepts done in the class.

WORKSHEET

NAME: _____

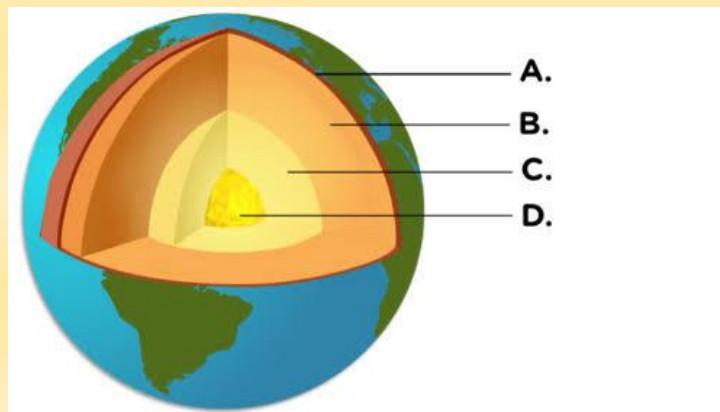
CLASS: _____

I. Fill in the Blanks with Unscramble Clues:

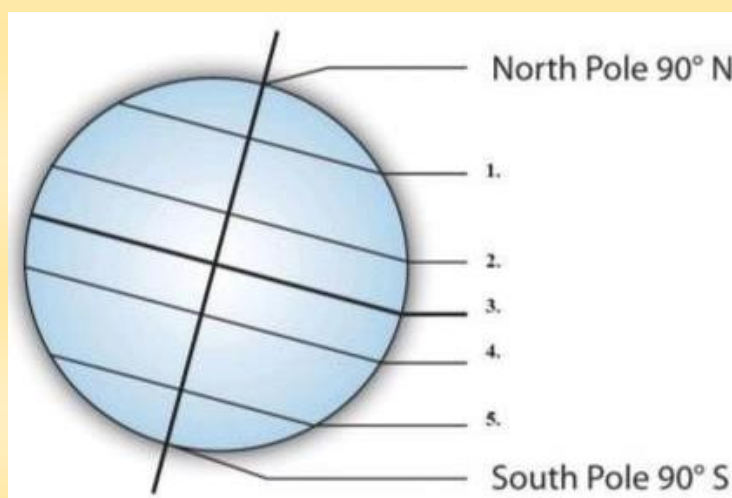
1. _____ lines run from north to south. (GUNLTDIOE)
2. The _____ divides the Earth into Northern and Southern Hemispheres. (QUTEOAR)
3. The _____ surrounds the Earth with gases. (TAMROSEHPE)
4. A _____ shows directions. (SCOAMPS)
5. _____ is the realm that contains land. (TROHILSEPHE)
6. The Earth's _____ around the Sun causes seasons. (NOORLIVUTE)
7. The _____ includes all living organisms. (BSREOIHEP)

II. Label the following:

A. Layers of the Earth



B. Important Latitudes



III. Fill in the Blanks below:

The Earth moves around the _____. This path is known as an _____. This movement of the Earth is known as _____. It takes the Earth _____ days to complete one revolution. The Earth spins on its _____. This means that different parts of the Earth Receive more direct rays from the _____ at different times of the year. It takes the Earth _____ hours to rotate one time in which we experience day and night.

IV. Word Search:

MAP, GLOBE, EQUATOR, LATITUDE, BIOSPHERE, ROTATION, COMPASS, REALMS

M	G	R	Q	T	L	E	S	H	E
A	O	O	U	A	A	Q	I	R	N
P	L	A	T	I	T	U	D	E	O
E	Q	U	T	R	N	A	I	S	I
S	B	H	R	O	T	T	T	I	T
E	R	E	H	P	S	O	I	B	A
R	E	A	L	M	S	R	S	A	T
O	C	O	M	P	A	S	S	R	O
H	A	T	M	O	S	P	H	E	R
E	G	L	O	B	E	Q	P	U	U

SUBJECT: MATHEMATICS

Multiples and Factors (Work to be done in THIN notebook)

1. Colour the Multiples!

Colour all the multiples of 6 in the number grid below:

12	15	18	24	30	36	40	42	48	50	54	60
----	----	----	----	----	----	----	----	----	----	----	----

2. Draw factor trees for 48, 84 and 120

3. Write P for Prime and C for Composite for these numbers:

2, 11, 18, 25, 37, 49, 53, 67

4. List the first three common multiples of:

a) 3 and 4 b) 5 and 6

5. Find the prime factors of the following numbers using the factor tree method.

a) 36 b) 48 c) 80 d) 100

6. Find the H.C.F of the following numbers.

a) 45, 30, 90 b) 70, 80 c) 216, 300 b) 28, 96

7. Find the L.C.M of the following numbers using division method.

a) 18, 36, 48 b) 30, 45, 50 c) 33, 12 d) 84, 96

8. Fill in the blanks

- a) ____ is only an even prime number.
- b) The composite numbers have more than ____ factors.
- c) The factors of 13 are ____ and ____ .
- d) A number is divisible by 3 or 9 if ____ of digits is divisible by 3 or 9.
- e) The smallest multiple of a number is ____ .
- f) The largest factor of a number is ____ .
- g) The C.F of two co- prime numbers is ____ .
- h) ____ is the 5th multiple of 18.

9. Write 'Yes' or 'No':

- a) Is 150 divisible by 2, 5 and 10? _____
- b) Is 270 divisible by 3 and 6? _____

- **Word Problems**

1. A box contains 48 packets of biscuits. Each packet has 24 biscuits. How many biscuits are there in total?
2. A factory produced 1,35,245 pens in one month and 1,20,780 pens the next month. How many pens were produced in two months? Write the total number of pens in words using the **International Number System**.
3. The population of City A is 4,25,600 and City B is 3,78,900. Which city has a greater population and by how much?
4. A box contains 144 chocolates. If they are divided equally among 12 children, how many chocolates does each child get?
5. A warehouse has 1,200 bags of rice. If each truck can carry 150 bags, how many trucks are needed?

- **Fun with Numbers – Puzzle Time**

1. I am a 5-digit number. My tens place is 4, hundreds place is 7, and the digit in thousands place is double of the digit in one's place. I am more than 20,000 but less than 30,000. Who am I? _____
2. I am a 4-digit number. My thousands digit is double my hundreds digit. My tens digit is 5 and my ones digit is 3. Who am I? _____
3. I am greater than 3,000 but less than 4,000. My digits add up to 15. I am an even number. Who am I? _____
4. I am a number between 500 and 600. My tens digit is half my hundreds digit. My ones digit is twice my tens digit. Who am I? _____
5. Magic Number Squares:
Fill in the boxes so that the sum of each row, column, and diagonal is 15.

[]	[]	[]
[]	[]	[]
[]	[]	[]

Activity-1

1. Secret Puzzle (Multiplication Maze)

Start from 3 and move to the next number by multiplying with 2. Draw and colour the path and reach to the least 5-digit number. The path may be of your choice.

3 → 6 → 12 → 24 → 48 → 96

Activity-2

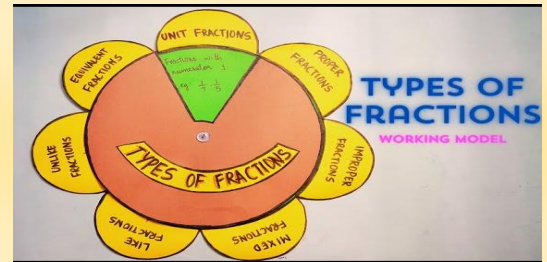
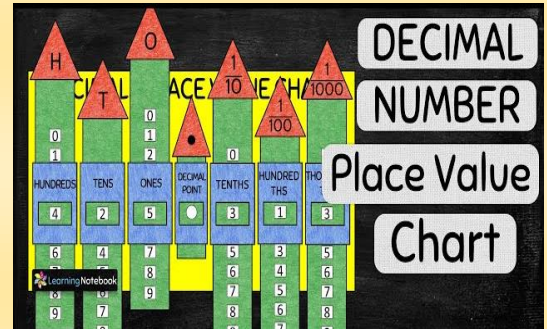
The Sieve of Eratosthenes

Make a grid of 1- 100 numbers and find out prime and composite numbers. Do the activity on an A4 sheet.

1	2	3	4	5	6	7	8	9	10
11	12	13	14	15	16	17	18	19	20
21	22	23	24	25	26	27	28	29	30
31	32	33	34	35	36	37	38	39	40
41	42	43	44	45	46	47	48	49	50
51	52	53	54	55	56	57	58	59	60
61	62	63	64	65	66	67	68	69	70
71	72	73	74	75	76	77	78	79	80
81	82	83	84	85	86	87	88	89	90
91	92	93	94	95	96	97	98	99	100

PROJECT:

- Roll no. 1 -20 will make a DECIMAL PLACE VALUE CHART on a full size chart paper.
- Roll no. 21 onwards will make a chart on FRACTIONS (may write types of fractions, may show equivalent fractions etc.)



SUBJECT: COMPUTER

(Roll No -1-10)

1. Virus Poster: Create a poster (Half Chart Paper) highlighting 5 different types of **viruses** and their effects. Use pictures to make the poster attractive.

2. Virus Protection Model: Design a model showing how antivirus software works to protect computers. (Reference Picture)



➤ Instructions for making Virus Protection Model

- Material Required: Cardboard or foam board, Clay or play dough, Markers or paint, Small computer or laptop model(optional)

STEPS:

1. Create a base representing a computer/system.
2. Design a shield/barrier using cardboard/foam board or clay/play dough.
3. Add "antivirus software" elements, such as:
 - Small shields or blocks
 - Warning signs
4. Decorate the model with markers/paint.
5. Display the model with a slogan, such as "Protecting Against Threats!"

(Roll No -11-21)

1. Virus Research Report: Research and write on MS Word about a specific type of virus, its impact, and prevention methods use pictures. Bring printouts.

Cyber Safety Shield Model: Design a model of a shield protecting a computer from cyber threats. (Reference Pictures)

Instructions for making Cyber Safety Shield Model

Same as Virus Protection Model



(Roll No -21 onwards)

- 1. Virus Prevention Brochure:** Design a brochure in MS Word with tips on preventing virus infections. Bring color printout of the same.
- 2. Safe Online Habits Diorama or Collage:** Create a diorama showcasing safe online habits, such as using strong password and avoiding suspicious links. (Reference Picture)

[Diorama: A model representing a scene with three-dimensional figures, either in miniature or as a large-scale museum exhibit.]

Material Required:

- Shoe box or rectangular container, Cardboard or foam board, Markers or paint, Small figures or objects (e.g., toy computer, people), Glue.

STEPS:

1. Cut out scenes or characters representing safe online habits, such as:

- A person using a computer with a secure password
- A shield or lock symbolizing protection
- A warning sign for phishing or malware

2. Arrange the scenes/characters inside the shoe box.
3. Add background details, like a digital landscape.
4. Use markers/paint to add colors and details.
5. Create a title, such as "Stay Safe Online!"



SUBJECT: PUNJABI
WORKSHEET (ਵਰਕਸ਼ੀਟ)

1.	ਪੰਜਾਬ ਦੇ ਕੋਈ ਚਾਰ ਤਿਉਹਾਰਾਂ ਦੀ ਤਸਵੀਰ ਲਗਾ ਕੇ ਉਹਨਾਂ ਬਾਰੇ ਜਾਣਕਾਰੀ ਲਿਖੋ
2.	ਆਓ ਭਾਸ਼ਾ ਦੇ ਗਿਆਨ ਨੂੰ ਵਧਾਈਏ : ਪਿਆਰੇ ਬੱਚਿਓ ਵਿਆਕਰਨ ਦੀ ਕਿਤਾਬ ਵਿੱਚ ਕਹਾਣੀਆਂ ਪੜ੍ਹੋ
3.	ਵਾਤਾਵਰਨ ਨੂੰ ਸੁੱਧ ਰੱਖਣ ਲਈ ਇੱਕ ਪੌਦਾ ਲਗਾਓ ਅਤੇ ਉਸ ਦੀ ਇੱਕ ਤਸਵੀਰ A4 sheet ਵਿੱਚ ਲਗਾਓ
4.	ਪੰਜਾਬੀ ਸੱਭਿਆਚਾਰ ਨਾਲ ਸੰਬੰਧਿਤ ਤਸਵੀਰਾਂ ਦਾ ਕੋਲਾਜ A3 ਸਾਈਜ਼ ਸ਼ੀਟ ਤੇ ਬਣਾਓ

ਪ੍ਰਸ਼ਨ 1. ਬੈਟਰੀ ਦੀ ਰੋਸ਼ਨੀ ਵਿੱਚ ਮਾਸਟਰ ਜੀ ਨੇ ਖੂਹ ਵਿੱਚ ਕੀ ਦੇਖਿਆ?

ਉੱਤਰ: _____

ਪ੍ਰਸ਼ਨ 2. ਸ਼ੇਰ ਭੱਜ ਕੇ ਕਿੱਧਰ ਚਲਾ ਗਿਆ?

ਉੱਤਰ: _____

ਪ੍ਰਸ਼ਨ 3. ਸ਼ੇਰ ਆਖਰ ਵਿੱਚ ਕਿਹੜਾ ਜਾਨਵਰ ਨਿਕਲਿਆ?

ਉੱਤਰ: _____

ਪ੍ਰਸ਼ਨ 4. ਸ਼ੇਰ ਜੰਗਲ ਵਿੱਚ ਕੀ ਕਰਨ ਜਾ ਰਿਹਾ ਸੀ?

ਉੱਤਰ: _____

ਪ੍ਰਸ਼ਨ 5. ਕਾਲ ਦੀਆਂ ਕਿੰਨੀਆਂ ਕਿਸਮਾਂ ਹੁੰਦੀਆਂ ਹਨ?

ਉੱਤਰ: _____

ਪ੍ਰਸ਼ਨ 6. ਬੀਤ ਚੁੱਕੇ ਸਮੇਂ ਨੂੰ ਕੀ ਆਖਦੇ ਹਨ?

ਉੱਤਰ: _____

ਪ੍ਰਸ਼ਨ 7. 'ਮੈਂ ਰੋਟੀ ਖਾ ਰਿਹਾ ਹਾਂ।' ਵਾਕ ਵਿੱਚ ਕਿਹੜਾ ਕਾਲ ਹੈ?

ਉੱਤਰ: _____

ਪ੍ਰਸ਼ਨ 8. 'ਉਹ ਕੱਲ੍ਹ ਦਿੱਲੀ ਜਾਵੇਗਾ।' ਵਾਕ ਵਿੱਚ ਕਿਹੜਾ ਕਾਲ ਹੈ?

ਉੱਤਰ: _____

ਪ੍ਰਸ਼ਨ 9. ਕਾਲ ਦੀਆਂ ਕਿਸਮਾਂ ਦੇ ਨਾਮ ਲਿਖੋ ?

ਉੱਤਰ: _____

ਪ੍ਰਸ਼ਨ 10 ਬੀਤ ਚੁੱਕੇ ਸਮੇਂ ਨੂੰ ਕੀ ਆਖਦੇ ਹਨ ?

ਉੱਤਰ: _____

SUBJECT: ART & CRAFT

- MAC Book Page no: 11,12,13,14.

Craft Activity

Topic - “Reuse and Recycle”

Artwork - CD / circular cardboard of diameter 5 inches

Materials:

- * An old CD
- * Acrylic Colours
- * Markers (for additional details)
- * Wool



SUBJECT: MUSIC

Create Your Own Musical Instruments:

Use things around your house to make DIY musical instruments. Example:

Rice in a bottle = shaker

Two spoons = clappers

Box and stick = drum

Sing and Play: Practice your song and play your homemade instruments along with it.

You can make any type of musical instrument using your own creativity and ideas.




THANK you



 You've completed your Holiday Homework !

We are so proud of your efforts.

 Keep exploring, asking questions, and having fun!



Reflect & Share:



What was something new you learned during the break?

We hope your holiday homework kept your curiosity
alive and your brain active!

We can't wait to see you back, full of ideas and energy.



"Education is the most powerful weapon which you can use to change the world."

– Nelson Mandela