


BHAVAN VIDYALAYA SCHOOL, NEW CHANDIGARH

HOLIDAYS HOMEWORK – CLASS 2



NAME : _____

SECTION : _____



Tick the activities from above that you are doing/have done during the vacations.

General Instructions:

- Write your assignments neatly and legibly.
- Include proper headings for each task.
- Write your name, class, section and roll number on the top of each page.
- Worksheets to be done in the booklet itself.
- Emphasise on the originality of content, accuracy of information and organization of ideas. Use your creativity in the organization of ideas.
- Kindly note Holidays Homework would be considered Graded Activity comprising 5marks.

- Children **WILL NOT** submit the holiday homework in plastic folders or hand made sheets. Only **FOLDERS** made of **NEWSPAPERS/any packaging/ etc to reinforce 3R's Reduce, Recycle and Reuse**
- <https://youtube.com/shorts/TtbzVWLocrE?si=rO4DG7v4Z-Ht-w12>
- **Submission Date:** 8.07.25 - English, Arts
9.07.25 – Punjabi, Math
10.07.25 – Hindi, Music

English

1. You can enjoy various activities at home by clicking on the following link:

<https://pschool.in/>

2. Revise all the work done till now.
3. Kindly do till page 25 of the English Cursive Writing Book
4. Kindly do the projects and the attached worksheets .




हिन्दी

1. कक्षा में किए काम की दोहराई (**Revision**) करें।
2. लेखन-पाती का पेज : **30,31,34,35,36,37** करें।
3. सभी मात्राओं का अभ्यास करें।

Maths

1. Revise all the work done till date.
2. Do all the worksheets attached.

All About Me!



Facts About Me:

My name is: _____

Age: _____

When I grow up I want to be: _____

My Hero

This is a picture of
me.

My Favorites

Animal: _____

Food: _____

Sport: _____

Color: _____

Book: _____

Things to do at home: _____

Something You Don't
Know About Me

English Holiday Homework

Do any 3 out of the following 5 projects given.

1. My Favourite Cartoon – Character Card

Task: Choose your favourite cartoon character. Make a card with their picture and write 5 lines about them (name, what do they do, what do you like about them)

2. Poem Poster

Task: Choose a short English poem or rhyme. Decorate it beautifully and write it in your own handwriting. Illustrate it.

3. Word of the Day Jar

Task: Decorate a jar or box. Every day, write one new English word on a chit, fold it, and drop it in the jar.

4. Design a Book Cover

Task: Choose a story you like and design a new book cover for it. Write the title, author, and a short 3-line

5. Create Your Own Superhero

Task: Draw your superhero, give them a name, power, and write 5 lines about how they help others.

ACTIVITY 1



English **READING IS FUN !!!**



1) Read any two stories from any of these books.

The Gingerbread Man

Cinderella

Hansel and Gretel

The Elves and the Shoemaker

Little Red Riding Hood

Rapunzel

Pick out ten new words from these two stories. Make a beautiful Pictionary by writing these words, their meaning and a picture related to the word.

2) Vocabulary Hanging

Cut a big circle on an A3 sheet write a big word on it. For example HAPPINESS and illustrate it. Now make as many small words as you can from the letters of the big word for example pin, spin etc. And write each word on small decorative cut outs of any shapes from another A4 sheet attach these cut outs to the big circle using satin ribbon. You can use your creativity to make a vocabulary hanging attractive.



ACTIVITY 2

- Vocabulary building activity
- “Family matters in every square”. Find the names of the beautiful relationships you are blessed with:

M	T	F	A	M	I	L	Y	A	S	A	M	G
O	Y	A	E	R	B	R	O	T	H	E	R	R
T	I	T	I	K	J	L	A	B	S	Y	R	A
H	S	H	W	G	N	S	D	T	W	E	N	N
E	K	E	F	S	W	E	A	T	S	R	I	D
R	E	R	D	U	L	O	U	H	I	U	C	M
P	G	R	E	E	H	Y	G	R	S	E	O	O
S	O	N	K	R	E	F	H	J	T	R	U	T
M	Y	M	I	Y	J	V	T	G	E	E	S	H
A	U	N	T	S	K	E	E	E	R	O	I	E
K	U	N	C	L	E	A	R	K	Y	A	N	R
G	R	A	N	D	F	A	T	H	E	R	T	H

- sister
- father
- family
- mother
- son
- aunt
- uncle
- cousin
- brother
- daughter
- grandfather
- grandmother



ACTIVITY 3







- RIDDLE GALORE, BRAINPOWER MORE:

FUN RIDDLES

Use the key to break the code.

A	B	C	D	E	F	G	H	I	J	K	L	M
												
N	O	P	Q	R	S	T	U	V	W	X	Y	Z
												

16. What gets wet while drying?




17. What five-letter word becomes shorter when you add two letters to it?







				

18. What word begins and ends with an E but only has one letter?

19. What is always in front of you but can't be seen?

ACTIVITY 4

Can you guess the names of the birds in the clues.

1 . This bird is black and likes to caw, It rhymes with the word 'snow.

2. This bird is small and brown and likes to hop. It rhymes with the word

'barrow'._____

3 This bird is red and sings a cheerful song. It rhymes with the word

'goblin'._____


4 This bird is green and can mimic human speech.It rhymes with the word

'carrot'_____

5 This bird is brown and has a hooting sound. It rhymes with the word

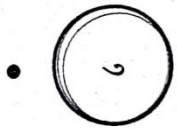
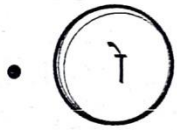
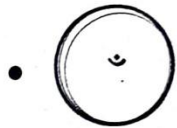
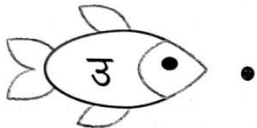
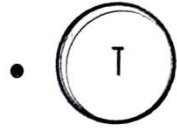
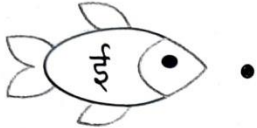
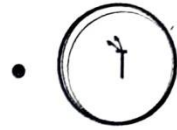
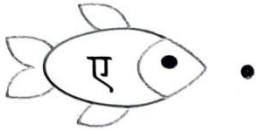
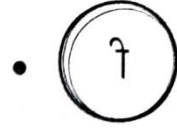
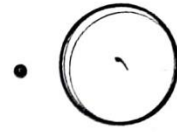
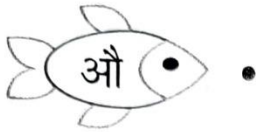
'foul'._____

With the help of either sponge dabbing or thumb printing colour the bird using your imagination and creativity:



अभ्यास


1. वर्णों को उनकी सही मात्राओं से मिलाइए - (Match the *varns* with their correct *Maatraa*.)



2. चित्रों को देखकर सही मात्रा लगाकर शब्दों को पूरा कीजिए - (Complete the words.)



म.....र



अ.....म




मकड़.....



प.....ध.....



बदर



शर



मग



झल.....



गल.....ब



इमल.....

शुद्ध वाक्य बनाए

नीचे दिए गए शब्दों सही क्रम में रखकर शुद्ध वाक्य बनाइए।

Make correct sentences by placing the words given below in the correct order.

१. सब्जी / की / बहुत / है / दुकान / में / भीड़

२. पंख / के / रंगीन / मोर / होते / है

३. आज / मेहमान / घर / है / पर / आ / रहें

४. जलेबी / पसंद / मुझे / है / खाने / में / बहुत /

५. सारे / बच्चे / खेल / मजे / से / रहे / है

वचन (एकवचन/बहुवचन)

कोष्ठक में दिए गए सही शब्द से खाली स्थान भरें -

- 1 बच्चा ————— से खेलता है। (खिलौना/खिलौने)
- 2 बाग में ————— खिल गई हैं। (कली/कलियाँ)
- 3 सड़क पर ————— आ जा रही हैं। (गाड़ी/गाड़ियाँ)
- 4 छत पर ————— बैठा है। (कौआ/कौए)
- 5 बरगद की ————— बहुत लंबी हैं। (शाखा/शाखाएँ)
- 6 हमारे गाँव में दो आम के ————— हैं। (बगीचा/बगीचे)
- 7 ————— खत्म हो गई हैं। (छुट्टी/छुट्टियाँ)
- 8 डाकिया ————— बाँटता है। (चिट्ठियाँ/चिट्ठी)
- 9 रेल की ————— उखड़ी थीं। (पटरी/पटरियाँ)
- 10 मेले में तरह तरह की ————— थीं। (दुकान/दुकानें)

अपने दादा-दादी या नाना-नानी के साथ बिताए गए अनमोल पलों की एक तस्वीर चिपकाएँ और उन यादों को 8-10 पंक्तियों में अपने शब्दों में लिखिए।

संकेत बिंदु:- वह कहाँ रहते हैं, आप उनके लिए क्या-क्या काम करते हैं, वे आपके लिए क्या-क्या करते हैं और आपने उनसे कौन-कौन सी नई बातें सीखी आदि।



क्लोज़ पैसेज(Cloze Passage)

गिलहरी	भूख	चिड़िया	बहुत
मदद	चिड़िया	टुकड़ा	धन्यवाद
फल	चोच	खा	जल्दी

चिड़िया और गिलहरी



जंगल में एक _____ रहती थी। एक दिन उसे _____ लगी। .

उसने अपनी _____ मित्र को देखा और कहा, मुझे _____ भूख लगी है।

क्या तुम मेरी _____ कर सकती हो?" _____ ने कहा, "हाँ,

जरूर। मैं एक _____ का टुकड़ा तुम्हारे लिए अपनी _____ में रख

कर ले आती हूँ।" चिड़िया _____ से फल का _____ ले आती

है। गिलहरी ने _____ कहकर उस टुकड़े को _____ लिया।

रचनात्मक कार्य

(कोई दो करें)

1. तरह तरह के पेड़ों की पत्तियाँ-सुखाएँ फिर उन्हें A4 sheet में चिपका कर अलग-अलग पशु-पक्षियों की आकृति बनाएँ और उनके नाम हिंदी में लिखिए। उदाहरण के लिए नीचे दिए गए चित्र को देखें।



2. पूर्णिमा और अमावस्या के अलावा चाँद के और कौन से आकार होते हैं ? पता करो और A4 शीट पर उनके चित्र बनाओ।

Refer: पाठ 6- चाँद पेज :60

3. अपने हाथों से एक पौधा उगाएँ, उसे कक्षा में प्रस्तुत करें और उसकी वृद्धि के चरणों एवं अन्य महत्वपूर्ण जानकारी को साँझा करें।



शब्दों का उनके अंग्रेज़ी अर्थ से मिलान करो।

- | | |
|-----------|-------------|
| • वन | Habit |
| • प्रयास | Intelligent |
| • तरुवर | Happy |
| • आदत | Start |
| • जड़ | Jungle |
| • होशियार | Tree |
| • प्रसन्न | Soft |
| • आरंभ | Root |
| • कोमल | Try |

PUNJABI

ਪ੍ਰ-1 ਗਤੀਵਿਧੀ:

A4 sheet ਉੱਤੇ ਗੁਬਾਰੇ ਬਣਾਓ ਜਾਂ ਗੁਬਾਰੇ ਦੇ ਪੇਪਰ ਕੱਟਆਊਟ ਚਿਪਕਾਓ।

ਹਰੇਕ ਗੁਬਾਰੇ ਲਈ ਅਲੱਗ - ਅਲੱਗ ਮਾਤਰਾ ਦੀ ਵਰਤੋਂ ਕਰ ਕੇ(ਕੰਨਾ, ਸਿਹਾਰੀ, ਬਿਹਾਰੀ)ਦੇ ਚਾਰ - ਚਾਰ ਸ਼ਬਦ ਲਿਖੋ।

Matra Balloon Pop

Activity: Draw or paste paper balloon cut outs.

Instruction: - Each balloon has a different matra (kanna, sihari, bihari)
The child has to write 4 words inside each balloon using the matra.

ਪ੍ਰ-2 ਸਵਰ ਲੇਖਣ ਕਿਤਾਬ ਵਿੱਚ ਕੰਨਾ, ਸਿਹਾਰੀ ਅਤੇ ਬਿਹਾਰੀ ਮਾਤਰਾ ਵਾਲੇ ਸ਼ਬਦਾਂ ਦਾ ਅਭਿਆਸ ਕਰੋ(ਪੇਜ ਨੰ- 10,20,31,33,35)

Q-2 Do practice of each matra (Kanna, Sihari, Bihari words) in Kids writing skills book. (pg. no.- 10,20,31,33,35)

NAME- _____

CLASS || Sec - _____

ਸਤਰਾਂ ਪੂਰੀਆਂ ਕਰੋ ।

ਕ ----- ----- ----- ਕ
ਟ ਠ ----- ----- -----
ਸ਼ ----- ----- ----- -----

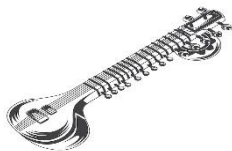
ਚਿੱਤਰ ਦੇਖ ਕੇ ਸ਼ਬਦ ਲਿਖੋ ।



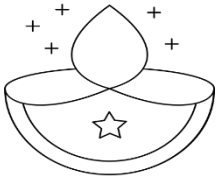










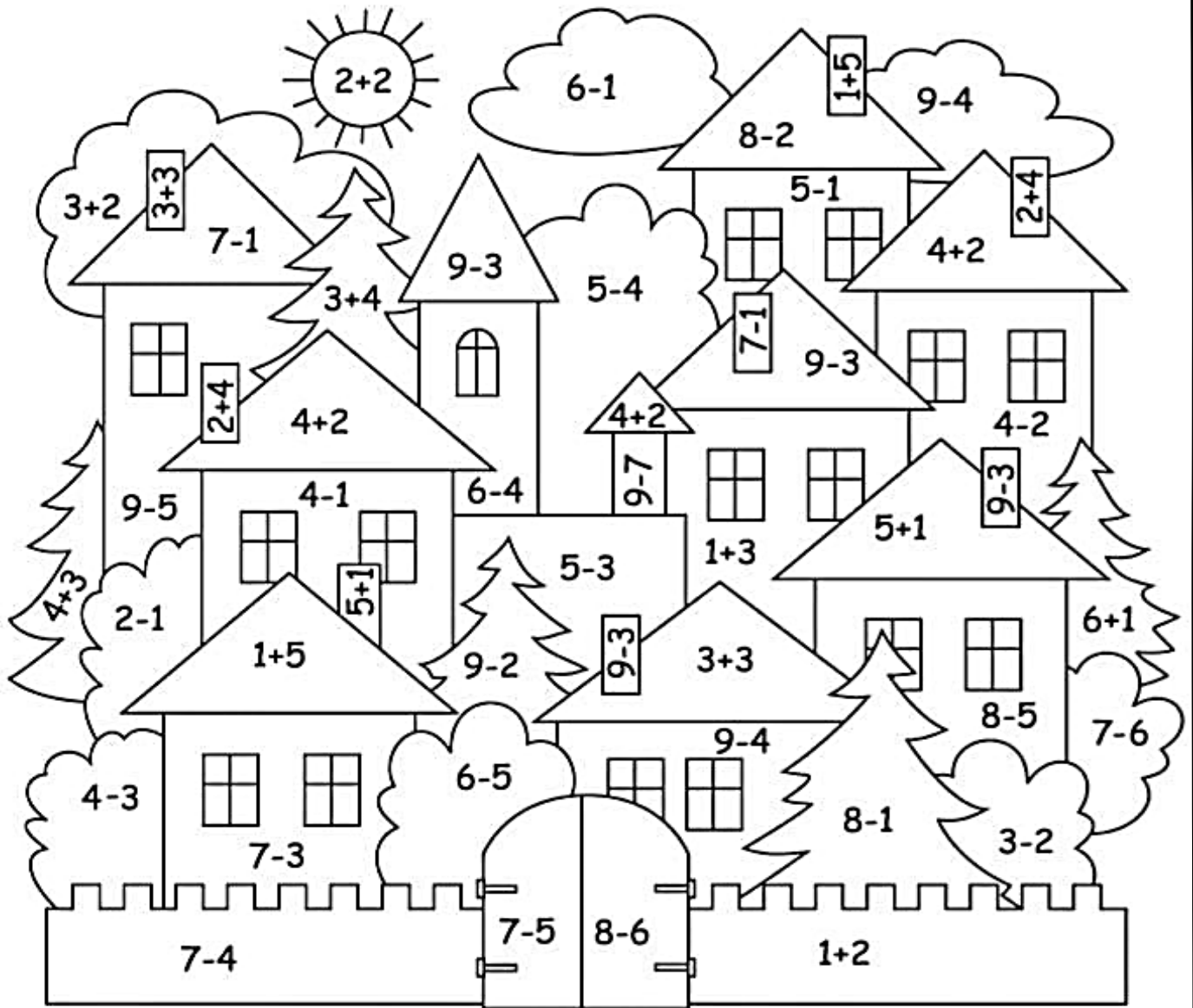




MATH

Worksheet - 1

Solve the sums written in shapes. Match the answer to find the colour code and colour them neatly to make a beautiful landscape.



Green

1



Brown

2



Pink

3



Yellow

4



Sky Blue

5



Red

6



Dark Green


7



Worksheet - 2

ANIMAL PARADE!

Look at the flock and answer the following questions



Which animal is the:

1. Fourth – _____
2. Seventh – _____
3. Second – _____
4. Sixth – _____
5. Ninth – _____
6. First – _____
7. Third – _____
8. Tenth – _____
9. Eighth – _____
10. Fifth – _____

Worksheet - 3

CROSSWORD

Let's complete this crossword while revising mathematical operations.

3		-	7	=				9	+	3	=	
x		-			+			-				x
3		6			1	+	6	=				2
=		=			=			=				=
	-	2	=		x	2	=					
x				x				x				
1				4		6	x	2	=			16
=				=				=				-
					-	0	=		x			
					-				2	x	5	=
6	x		=	18					=		x	=
x				=	=		2					
2	x		=		-	2	=		-	3	=	x
=								=				9
	+	2	=						+	4	=	=

Even or Odd?

Read the numbers at the bottom of the page. Decide if they are even or odd. Write them in the correct spot



Even



Odd

2	13	4	8	9	20	17	12	15	16
35	22	29	3	14	33	30	27	1	6

Place Value

a) $500 + 20 + 3 =$ _____

b) $200 + 90 + 5 =$ _____

c) $400 + 50 + 1 =$ _____

d) $800 + 10 + 5 =$ _____

e) $100 + 40 + 2 =$ _____

f) $900 + 30 + 6 =$ _____

g) $600 + 70 + 9 =$ _____

h) $700 + 20 + 2 =$ _____

i) $500 + 60 + 8 =$ _____

j) $300 + 20 + 1 =$ _____

k) $400 + 70 + 9 =$ _____

l) $800 + 80 + 4 =$ _____

m) $200 + 40 + 3 =$ _____

n) $500 + 10 + 7 =$ _____

o) $600 + 30 + 8 =$ _____

568

936

142

295

479

517

523

722

638

884


243

451

321

815

679



Match the
standard form
numbers to the
expanded form
numbers.

ART AND CRAFT

- MAC Book Page no: 11,12,13,14.

- Craft Activity:

Topic - "Reuse and Recycle"

Artwork - 3D puppet using old socks/old cloth

Materials:

- * An old sock
- * Googly eyes or buttons
- * Yarn or wool (for hair)
- * Coloured paper or waste cloth (for facial features and clothing)
- * Markers (for additional details)




MUSIC

"My Musical Family"

 **Activity:** Ask your parents or grandparents if they know any songs or bhajans from their childhood.

 **Write:** The name of one song and who taught it to you.

 **Draw:** A musical instrument used in the song on a A4 drawing sheet (like tabla, harmonium, dholak).